

C3C Blocksystem®

SYSTEM DESCRIPTION

C3C FÖR 100% RETURBETONG

C3C FÖR 100% ÅTERBRUKBART

C3C FÖR 100% NÄRPRODUCERAT

C3C
CONCRETE m³ CONSTRUCTION

Contents

1. DESCRIPTION OF THE SYSTEM 3
2. DIMENSIONS AND MATERIALS 5
2.1 Product specification and type tunctions 5
3. MANUFACTURING 7
3.1 Manufacturing method 7
3.2 Manufacturing tolerances 7
3.3 Surfaces and surface treatments 7
3.4 Marking 8
3.5 Quality control 8
4. CAPACITY 8
5. USE 9
5.1 Restrictions of use 9
5.2 Structural design 9
6. INSTALLATION 12
6.1 Loading procedures 12
6.1.1 Equipment 12
6.1.2 Arrival at the factory for loading 12
6.1.3 Loading with crane lorry 12
6.1.4 Loading with fork-equipped machine 12
6.2 Delivery 12
6.3 Temporary storage on site 13
6.4 Handling heavy weights 13
6.5 Installation 15
6.5.1 Bearing capacity 15
6.5.2 Supporting surface/bed 15
6.5.3 Assembling the blocks 16
6.5.4 Placement of the blocks 16
6.5.5 Construction tolerances and inspections 16
7. OPERATION, MAINTENANCE AND INSPECTIONS 17
7.1 Operation 17

Copyright © C3C Engineering AB 2023. All rights reserved.

7.2 Maintenance 17
7.3 Inspections 17
8. DISASSEMBLY AND FINAL USE 17
9. CONCEPT SOLUTIONS 19
10. CONTACT DETAILS 22
11.1 C3C Block system™ 1688 23
11.2 C3C Blocksystem™ 1684 40
11.3 C3C Blocksystem™ 1866 45
11.4 C3C Blocksystem™ 1836 57
11.5 C3C Park™ 60
11.6 C3C Timber handling™ 63
11.7 C3C Markplattor™ 64

Copyright © C3C Engineering AB 2023. All rights reserved.

1. DESCRIPTION OF THE SYSTEM

C3C Blocksystem™ consists of prefabricated solid concrete blocks assembled using the Lego principle. The geometry of the C3C blocks provides a wide range of applications, and the system's interlocking modules are quickly assembled on site. The robust concrete blocks can be used for solutions such as retaining walls, ground level storage buildings, bulk storage bays, terracing and noise barriers.



C3C Blocksystem™ provides future flexibility through straightforward modification and extension options. Control consoles on top of the C3C blocks, combined with recesses on the underside, guide and lock the blocks horizontally in the correct position. This creates a shear connection capable of transferring forces between modules across the system's horizontal joints. Movement joints occur between all C3Cblock™ units. These joints are normally dry and unsealed, accommodating movement and preventing the concrete structure from cracking.





Concrete surfaces can be produced with integral colouring, form-liner textures and specific surface treatments to suit customer preferences, with project-specific manufacture to meet requirements and needs.

Copyright © C3C Engineering AB 2023. All rights reserved.



Figure 1a. Waste collection facility, container access ramp constructed using C3C Blocksystem™



Figure 1b-c. Sorting pockets constructed using C3C Blocksystem™

Copyright © C3C Engineering AB 2023. All rights reserved.



Figure 1d. Storage building constructed using C3C Blocksystem™

2. DIMENSIONS AND MATERIALS

C3C Blocksystem™ is manufactured using homogeneous standard concrete produced and certified in accordance with SS-EN 206–1 in grade C20/25, X0 (standard when ordering). Customised higher concrete grades can be produced on a project-specific basis to meet specific exposure classes or strength requirements, for example for marine quay environments, road and railway environments, or heavyweight ore-aggregate concrete for radiation shielding.



Figure 2a. C3C Blocksystem™ in marine quay environment.

2.1 Product specification and type tunctions

C3C primarily offers four different block systems, with types and modular dimensions listed below:

Copyright © C3C Engineering AB 2023. All rights reserved.

Modular dimensions C3C Blocksystem™

	Length (mm)	Width (mm)	Height (mm)
C3C Blocksystem™ 1688	1600	800	800
C3C Blocksystem™ 1684	1600	800	400
C3C Blocksystem™ 1866	1800	600	600
C3C Blocksystem™ 1836	1800	300	600

The block systems include a range of standard blocks, infill blocks, foundation blocks and special blocks. In addition to the block systems mentioned above, further special products are available that integrate with the standard systems. Blocks with other modular dimensions can also be developed on a project-specific basis to meet customers' different operational needs and conditions.

Chapter 11 lists all blocks included in each block system, *see pp. 20–56*. Products with designations ending in **_R**, are manufactured using returned concrete.



Figure 2a. Selection of block types from C3C Blocksystem™ 1688.

Copyright © C3C Engineering AB 2023. All rights reserved.



Figure 2b. Selection of block types from C3C Blocksystem™ 1866.

3. MANUFACTURING

3.1 Manufacturing method

C3Cblock™ is manufactured by wet casting in C3C's specially developed steel moulds, which ensure functionality with tight tolerances. Between casts, the moulds are cleaned and then treated with a biological release agent. The moulds are filled with certified ready-mixed concrete or surplus certified ready-mixed concrete of equivalent quality, in which all constituent materials have been tested. C3C aims to optimise production by increasing the proportion of surplus concrete used in block manufacturing to reduce environmental impact. The concrete is compacted using a poker vibrator, or alternatively self-compacting concrete is used. The concrete cures to the required strength before demoulding and transport to the storage yard. Final curing to installation strength takes place in the storage yard.

3.2 Manufacturing tolerances

The blocks are manufactured to the tolerances specified in Svensk Betong's "*Tolerances for precast concrete elements*", April 2015 edition, Walls, Table 19, Class B.

Length	±8mm
Height	±8mm
Thickness	±12mm
Angular deviation	±8mm

3.3 Surfaces and surface treatments

As standard, five faces of the blocks have a steel-mould finish. The block's sixth side surface is screeded and wet-finished with a steel trowel to ensure the specified block thickness. Surface variations and differences in colour shade may occur because C3C blocks are manufactured from concrete, which is a natural material. Minor demoulding damage and edge chipping from heavy handling may also occur on individual C3Cblock™ units. Minor edge chipping refers to chipped visible corners and flakes that do not directly negative affect the structure.

If customers require different aesthetic finishes, C3C can offer higher-quality, customer- and project-specific finishes for C3C Blocksystem™. Alternatives to screeded concrete

Copyright © C3C Engineering AB 2023. All rights reserved.

include wood-floated finishes, steel-trowelled finishes, stippled finishes, stamped textures, steel and rubber form-liner textures, cast graphic images, coloured concrete and exposed aggregate finishes.



Figure 3.3a-b. Examples of alternative side finishes for C3C Blocksystem™

3.4 Marking

C3Cblock™ units are normally manufactured without traceability markings. Some C3Cblock™ units are supplied with a C3C logo cast in relief to identify the manufacturer. Blocks are marked in certain project-specific cases.

3.5 Quality control

All blocks are manufactured from certified factory concrete in accordance with EN 206-1, with a minimum strength class of C20/25 and exposure class X0. However, the average strength and exposure class exceed the minimum requirements. EN 206-1 standard specifies requirements for: concrete constituent materials, properties of fresh and hardened concrete and their verification, limits for concrete composition, specification of concrete, delivery of fresh concrete, production control and conformity criteria and evaluation of conformity. The steel moulds used in production are also continuously checked for compliance with tolerances and fitness for use.

4. CAPACITY

C3Cblock™ units can be assembled into stable structures capable of withstanding relatively large loads. As capacity is affected by several factors, such as ground conditions, embedment depth and configuration, no general capacity is specified. C3C has developed its own calculation programs to account for different ground conditions, backfill, the unit weight and angles of repose of retained materials, liquid loads, vehicle impact loads, snow loads, wind loads and loads from structures above. C3C's structural calculations consider, among other factors, sliding, eccentricity, ground bearing pressure and wall overturning.

The normal design sequence for C3C Blocksystem™ construction projects comprises the preparation of preliminary, review, construction and as-built documentation, supported by construction calculations.

Copyright © C3C Engineering AB 2023. All rights reserved.

5. USE

5.1 Restrictions of use

C3Cblock™ structures should be constructed to withstand the load cases and ground conditions of the specific project. The blocks are normally designed in accordance with EKS 11 criteria for the conditions to which they are expected to be subjected in their intended use. Structures built using C3Cblock™ must not present a risk of occupational injury within the potential collapse zone, such as a person being:

- crushed or hit by C3Cblock™ units when receiving blocks.
- hit by C3Cblock™ units or lifting equipment when lifting blocks.
- hit by falling blocks.

5.2 Structural design

Wall stability is achieved through the bearing capacity of the ground and the blocks' self-weight acting as a counter resistance. Interconnected stabilising corners provide local stability.

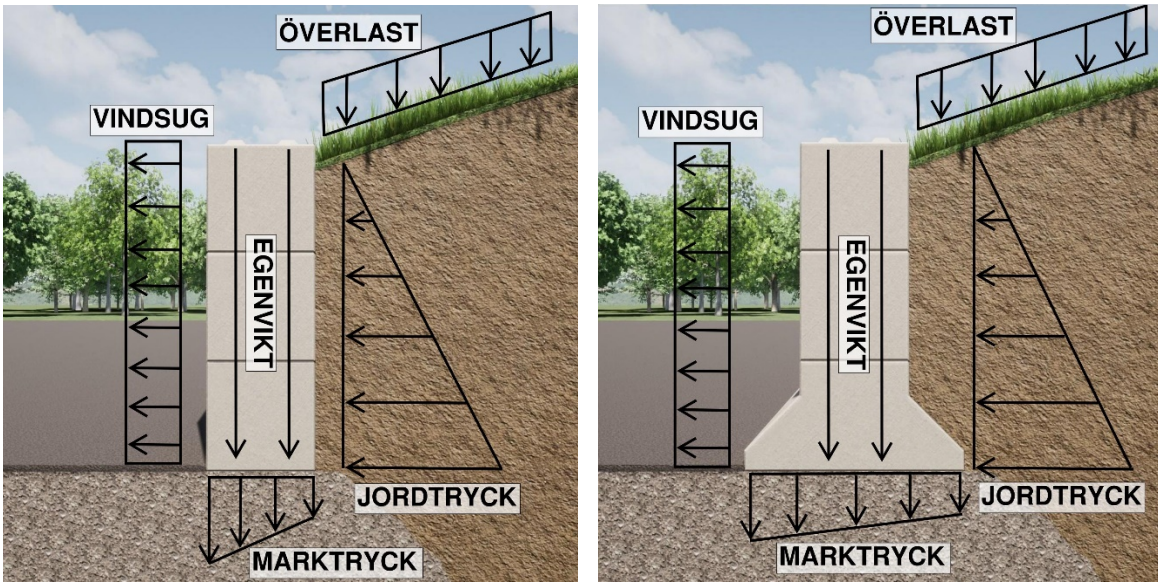

Figure 5.2a-b. Wall stability through the bearing capacity of the foundation and the blocks' self-weight acting as a counterweight.

Retaining wall designs with transverse C3Cblock™ units create stabilising counterforts, whose size and spacing are optimised for the actual loading conditions. Alternatively, staggered walls can be designed to provide an equivalent function (see next page).

Copyright © C3C Engineering AB 2023. All rights reserved.



Figure 5.2c-d. Wall stability achieved using single or double counterforts.



Figure 5.2e-f. Wall stability achieved using staggered walls.

Copyright © C3C Engineering AB 2023. All rights reserved.

C3C or other geotechnical designers can design geogrid reinforcement to stabilise backfilled retaining walls through soil anchorage, as illustrated below.



Figure 5.2g-h. Stabilisation using geogrid reinforcement anchored in the ground.

Customised C3Cblock™ units with conventional reinforcement or fixed connections can be produced on a project-specific basis, see figure below. Heavy-duty tie rods can be designed to pass through the block structure and can also be pre-tensioned or post-tensioned. Other cast-in components, such as anchor channels, fixing plates and threaded sockets, can also be incorporated into the design.



Figure 5.2i-j. Tensioned C3Cblock™, slab on the ground with top blocks and top layer.

Copyright © C3C Engineering AB 2023. All rights reserved.

6. INSTALLATION

6.1 Loading procedures

When loading C3C Block system™, the following must be observed;

6.1.1 Equipment

During loading, the driver must have the following equipment:

- High-visibility clothing/top
- Safety helmet
- Safety footwear
- Gloves
- Safety goggles

6.1.2 Arrival at the factory for loading

On arrival at the loading factory:

- Notify the loading plant of your arrival one hour before loading using the telephone number provided.
- On arrival, inform the plant which goods are to be collected/delivered. This information must be available both to the responsible transport planner and to the dispatching plant.
- Check that the correct block type and quantity are loaded. Vehicles that have not been loaded in accordance with the booking instructions must NOT leave the factory until the responsible salesperson/transport planner at C3C has given clearance.
- The dispatching plant must provide documentation acknowledging completion of loading.

6.1.3 Loading with crane lorry

When a truck is loaded using its own crane:

- No personnel may enter the crane's operating area without being in contact with the crane operator.
- Ensure that no one is beneath a suspended load.

6.1.4 Loading with fork-equipped machine

When loading with a fork-equipped machine:

- The driver must be positioned so that they have eye contact with the machine operator.
- Dunnage/supports must be placed on the truck bed before the machine operator lifts the C3C blocks onto it. Dunnage/supports must not be handled while the machine operator is holding material above them.
- Extra vigilance is required when frost is present on C3C Blocksystem™, or where there is a risk that C3C Blocksystem™ cannot be loaded safely in the required manner.

6.2 Delivery

Check the number of C3Cblock™ units and accessories against the relevant delivery note to ensure that they correspond to the quantity ordered, i.e. carry out an incoming goods inspection.

Copyright © C3C Engineering AB 2023. All rights reserved.

6.3 Temporary storage on site

If storage on the construction site is required, the hardstanding storage area must have sufficient bearing capacity. C3C recommends placing timber spacers with a minimum cross-section of 95x95mm at two positions, one fifth of the block length from each end, beneath the blocks. There should be at least 200mm between stacks. Blocks should not be stacked more than three courses high. C3Cblock™ units are stored with a longitudinal offset between courses so that pallet forks of sufficient capacity can be used. Alternatively, timber spacers are placed between the blocks.



Figure 6.3a-b. Method for temporary storage of C3Cblock™ units

6.4 Handling heavy weights

As standard, the blocks are handled using mechanical lifting clamps, normally with a lifting capacity of up to 2.5 tonnes. Before lifting accessories are used each day, they must be checked for maintenance requirements, damage, wear and cracking.

The following checks must be carried out on the lifting accessory before it is used each day:

- Check that the accessory and its associated guards and safety devices have been set up and assembled as intended, so that it cannot move unintentionally during lifting or movement.
- Check the lifting accessory's maximum load to ensure safe use during installation.
- Check the parts of the lifting accessory that are important for safety and the working environment for wear, cracks, damage, corrosion, etc.
- Carry out a functional test with the required load.

The person carrying out the checks must have the competence and knowledge of the lifting accessory required to assess whether the assembly provides adequate safety. This knowledge must cover the relevant aspects of the lifting accessory's construction, operation, controls, characteristics, intended use, limitations, maintenance and inspection.

Copyright © C3C Engineering AB 2023. All rights reserved.

When using the required lifting accessory, installation work must be carried out in such a way that no person is at risk of being struck by C3Cblock™ units or the lifting device during lifting or otherwise injured when working with lifting machinery.





Copyright © C3C Engineering AB 2023. All rights reserved.

Figure 6.4a-b. Block handling using a universal lifting head and a mechanical lifting clamp.

Where cast-in spherical-head lifting anchors are provided, the blocks can be lifted using universal lifting clutches connected to the cast-in anchors (Figure 6.4a). Blocks weighing more than 2 tonnes have two lifting points. Refer to the operating instructions for NEO-Universallyft for correct handling.

6.5 Installation

6.5.1 Bearing capacity

The ground surface on which C3Cblock™ units are to be installed should have sufficient bearing capacity. If there is uncertainty about the ground conditions, geological expertise should be sought. C3C generally recommends a non-frost-susceptible, drained ground build-up with a base course at least 150mm thick beneath the blocks and a bearing capacity of at least 100kPa for walls up to two courses high. Greater heights should have a project-specific design based on the design ground bearing pressure.

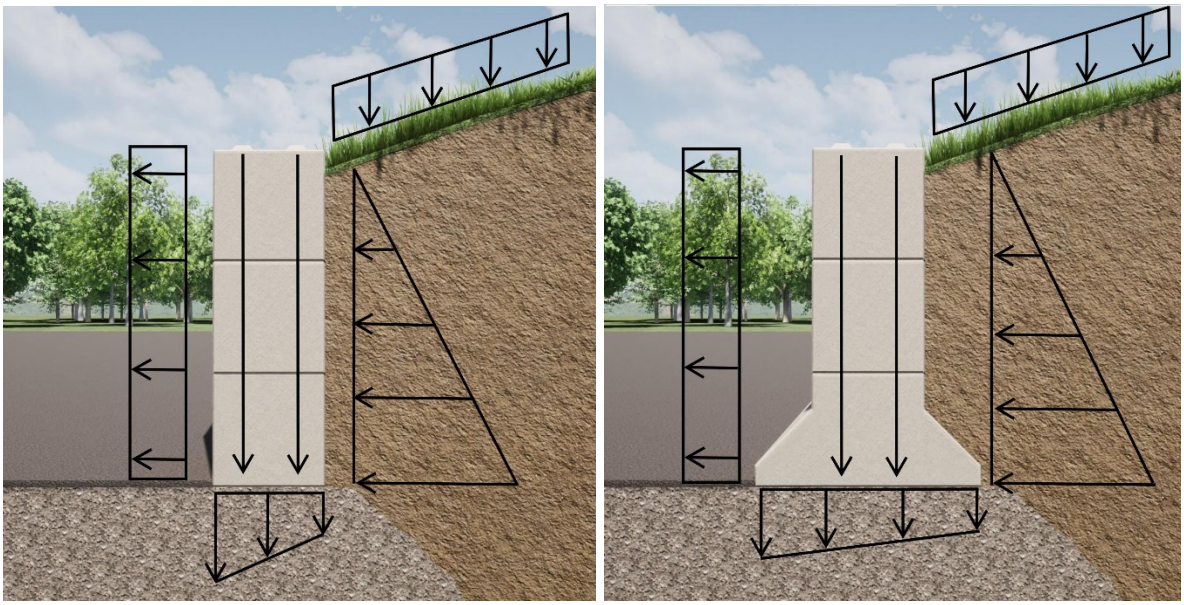

Figure 6.5a-b. Triangular ground pressure distribution.

6.5.2 Supporting surface/bed

For the best results, the bearing surface on which the C3C blocks are to stand should have a flatness tolerance of ±3mm. This is achieved by screeding a levelling layer approximately 30mm thick to the correct level. Free-draining fine-grained sand, gravel or shingle may be used as the levelling layer. Flat asphalt and concrete surfaces can also provide a suitable direct base for C3Cblock™ units if they have sufficient flatness and bearing capacity.

The ground build-up normally required for construction using the blocks on "undisturbed" ground is described below:

- *Sub-base (bottom):* Crushed rock 0/90 or 0/63 approx. 30–40 cm
- *Base course:* Crushed-rock base material 0/45 or 0/32 approx. 20–30 cm
- *Sealing layer/wearing layer:* Crushed rock 0/18 approx. 5–8 cm
- *Surface layer/wearing layer:* Stone dust 0/4 or 0/8 approx. 3–6 cm

Copyright © C3C Engineering AB 2023. All rights reserved.

Softer ground conditions may require a thicker sub-base; in such cases, C3C recommends carrying out a ground investigation.

6.5.3 Assembling the blocks

When installing blocks, setting-out lines should be provided to guide their positioning. Other tools include digging bars, crowbars and a 2 m spirit level. An inspected lifting machine operated by a qualified operator lifts the blocks into position. The lifting machine may be a truck-mounted crane, mobile crane, tower crane, excavator, wheel loader, telehandler, etc. It is important to ensure that the blocks are free from ice or surface deposits during lifting, as these may cause the blocks to slip out of the lifting accessory. Also note that personnel must not stand beneath a suspended load or within its potential collapse zone.

The first course of blocks can be finely adjusted into position by one person while the crane supports the weight. However, this work must not create any risk of fingers and/or feet being crushed between blocks and the truck bed/supports. The second course is guided into position by the blocks' recesses engaging with the tapered locating studs on the upper edge of the first-course blocks. Ensure that the upper and lower faces of the blocks are clean and free from deposits, so that the blocks bear fully on those beneath rather than resting solely on the locating studs.

6.5.4 Placement of the blocks

The blocks must be laid with staggered joints and may be supplemented with infill blocks to increase the strength of the structure (Figure 6.5c). Unstaggered joints (Figure 6.5d) result in separate stacks of blocks that do not act together along the length of the wall.



Figure 6.5c-d. Staggered and unstaggered joints.

6.5.5 Construction tolerances and inspections

Deviation from vertical should normally not exceed h/100 or a maximum of 50 mm over the full wall height. Tolerances important to the project should be specified on the construction drawing. Note that the blocks often add a couple of millimetres per block longitudinally compared with the modular dimensions specified in section *2.1 Block geometry.* Allow for installation tolerances when designing structures above the blocks.

After installation, the installation supervisor or the client inspects the C3C blocks for major damage, such as extensive cracking or deformation, as this affects the fit (Figure 6.5f). Major damage means:

- Broken-off locating studs

Copyright © C3C Engineering AB 2023. All rights reserved.

- Chipped corners larger than 150 mm in diameter.
- Chipped areas larger than 100 mm in diameter.
- Cracks with a width greater than 0.2 mm.
- Blocks cast too thin or too thick, with deviations greater than 12 mm.

Minor edge chipping from handling may occur on individual C3Cblock™ units. Minor edge chipping means chipped visible corners and flakes; these do not adversely affect the structure (Figure 6.5e).



Figure 6.5e-f. Assessment of blocks for cracking and edge chipping.

7. OPERATION, MAINTENANCE AND INSPECTIONS

7.1 Operation

Personnel working with block structures must be informed by their employer/facility owner of the intended load capacity for which, for example, a bulk storage facility has been designed. If an unforeseen accidental load acts on the block structure, C3C should be contacted for advice on the measures to be taken.

7.2 Maintenance

Concrete blocks can be maintained by repair, although this is often not economically justified. Under extreme exposure conditions, protective coatings may be considered to protect the blocks against, for example, low pH and severe abrasion. C3Cblock™ units can generally be replaced individually if individual sections or blocks need replacing.

7.3 Inspections

Depending on the level of utilisation and the nature of the block structure, clients are advised to inspect the structure periodically in accordance with section 6.5.5 above to ensure that the criteria continue to be met.

8. DISASSEMBLY AND FINAL USE

C3Cblock™ units can easily be dismantled using heavy lifting equipment in the same way as described in section 6.4. After dismantling and removal, the C3C blocks should be temporarily stored in accordance with the instructions in section 6.3. When reassembling after temporary storage, the blocks should be inspected in accordance with section 6.5.5, and the design should comply with section 6.5.1 regarding design ground bearing pressures.

Copyright © C3C Engineering AB 2023. All rights reserved.

C3Cblock™ units are highly likely to be reusable for similar or new requirements in the future. Alternatively, they can be sold for use by third parties. Concrete blocks considered too severely damaged or worn out can ultimately be crushed into aggregate for use, for example, in road construction or in the production of new concrete.



Copyright © C3C Engineering AB 2023. All rights reserved.

9. CONCEPT SOLUTIONS

A selection of our concept solutions for C3C Blocksystem™ is shown below



Figure 9a: Storage building





Figure 9b-c: Load-netting ramp. Two different configurations - horseshoe or drive-through





Figure 9d-e: Material storage pockets with roofing solutions

Copyright © C3C Engineering AB 2023. All rights reserved.





Figure 9f-g: Bulk storage facility with netting and fencing



Figure 9h: Mast and column protection



Figure 9i: Gabion blocks



Figure 9j: Timber supports and timber blocks for handling and storing roundwood

Copyright © C3C Engineering AB 2023. All rights reserved.





Figure 9 k-l: Terracing walls.



Figure 9m: Tiered seating in a town-centre setting.

Copyright © C3C Engineering AB 2023. All rights reserved.

10. CONTACT DETAILS



Visiting and postal address

C3C Engineering AB
Honnörsgatan 14
SE-352 36 Växjö

Production sites

Production at 140 sites throughout Sweden, Norway and Finland.

Telephone, email and website

Switchboard: +46 470 - 34 74 60
Email: **info@c3c.se**
https://c3c.se/

Sales offices

Växjö, Kungälv, Ulricehamn, Västerås, Örebro, Ljusdal, Horten & Helsinki.

We look forward to hearing from you!

Copyright © C3C Engineering AB 2023. All rights reserved.

11.1 C3C Block system™ 1688

C3Cblock™ 1688 STANDARDBLOCK	***Product name*** *Type functions*	***Block geometry*** *Length x Width x Height*	***Weight*** *(tonnes/block)*	***Installation lifting method*** *(project-specific)*
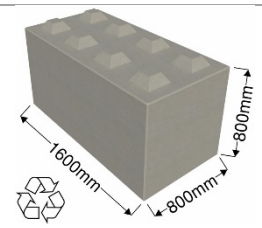	**C3Cblock™ 1688** Standard block	**1600x800x800 mm.** 8 locating studs 8 recesses	**2.40 tonnes**	**Scissor clamp**
	**C3Cblock™ 1688_R** Standard block RECYCLED CONCRETE	**1600x800x800 mm.** 8 locating studs 8 recesses	**2.40 tonnes**	**Scissor clamp**
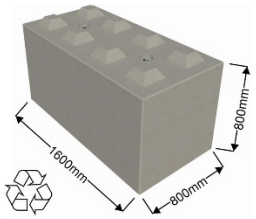	**C3Cblock™ 1688L** Standard block with lifting anchors	**1600x800x800 mm.** 8 locating studs 8 recesses	**2.40 tonnes**	**2 x 2.5 tonnes** **Cast-in lifting anchors**
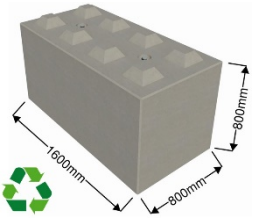	**C3Cblock™ 1688L_R** Standard block with lifting anchors RECYCLED CONCRETE	**1600x800x800 mm.** 8 locating studs 8 recesses	**2.40 tonnes**	**2 x 2.5 tonnes** **Cast-in lifting anchors**
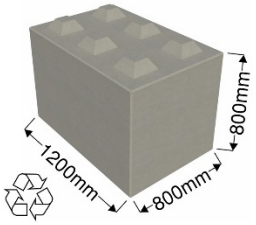	**C3Cblock™ 1288** Module block	**1200x800x800 mm.** 6 locating studs 6 recesses	**1.80 tonnes**	**Scissor clamp**
	**C3Cblock™ 1288_R** Module block RECYCLED CONCRETE	**1200x800x800 mm.** 6 locating studs 6 recesses	**1.80 tonnes**	**Scissor clamp**
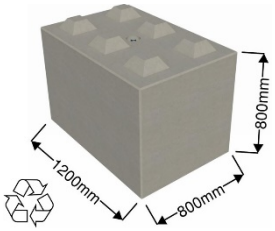	**C3Cblock™ 1288L** Module block with lifting anchor	**1200x800x800 mm.** 6 locating studs 6 recesses	**1.80 tonnes**	**1 x 2.5 tonnes** **Cast-in lifting anchor**

Copyright © C3C Engineering AB 2023. All rights reserved.

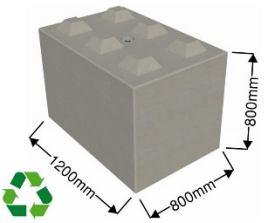	**C3Cblock™ 1288L_R** Module block with lifting anchor RECYCLED CONCRETE	**1200x800x800 mm.** 6 locating consoles 6 recesses	**1,80 tonnes**	**1 x 2,5 tonnes** **Cast-in lifting anchor**
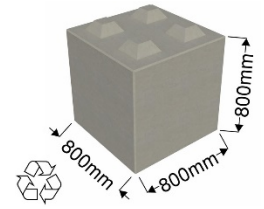	**C3Cblock™ 888** Module block	**800x800x800 mm.** 4 locating consoles 4 recesses	**1,20 tonnes**	**Lifting clamp**
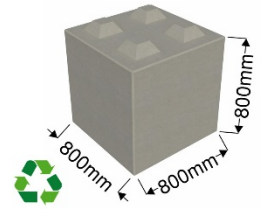	**C3Cblock™ 888_R** Module block RECYCLED CONCRETE	**800x800x800 mm.** 4 locating consoles 4 recesses	**1,20 tonnes**	**Lifting clamp**
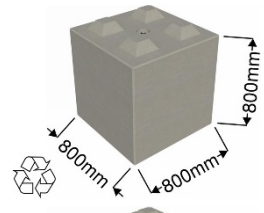	**C3Cblock™ 888L** Module block with lifting anchor	**800x800x800 mm.** 4 locating consoles 4 recesses	**1,20 tonnes**	**1 x 2,5 tonnes** **Cast-in lifting anchor**
	**C3Cblock™ 888L_R** Module block with lifting anchor RECYCLED CONCRETE	**800x800x800 mm.** 4 locating consoles 4 recesses	**1,20 tonnes**	**1 x 2,5 tonnes** **Cast-in lifting anchor**
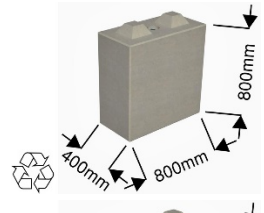	**C3Cblock™ 0488L** Infill Module block lifting anchor	**400x800x800 mm.** 2 locating consoles 2 recesses	**0,6 tonnes**	**1 x 2,5 tonnes** **Cast-in lifting anchor**
	**C3Cblock™ 0488L_R** Module block with lifting anchor RECYCLED CONCRETE	**400x800x800 mm.** 2 locating consoles 2 recesses	**0,6 tonnes**	**1 x 2,5 tonnes** **Cast-in lifting anchor**

Copyright © C3C Engineering AB 2023. All rights reserved.

C3Cblock™ 1688 FOUNDATION BLOCKS	***Product name*** *Typical functions*	***Block geometry*** *Length x Width x Height*	***Weight*** *(tonnes/unit)*	***Installation lifting method*** *(project-specific)*
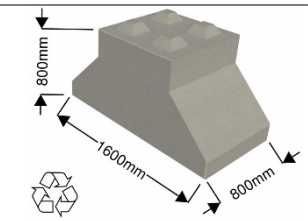	**C3Cblock™ 1688DSF-1 Double-sided foundation block** Distributed ground pressure	**1600x800x800 mm.** 4 locating consoles 8 recesses	**1,76 tonnes**	**Scissor clamp**
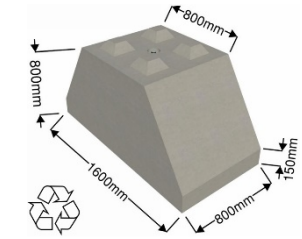	**C3Cblock™ 1688DSFL-2 Double-sided Foundation block** Distributed ground pressure and cast-in lifting anchor	**1600x800x800 mm.** 4 locating consoles 8 recesses	**1,88 tonnes**	**1 x 2,5 tonnes Cast-in lifting anchor**
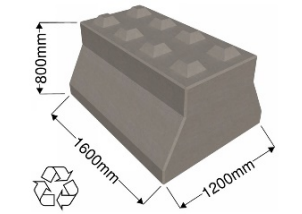	**C3Cblock™ 16128DSF-1 Double-sided foundation block** Distributed ground pressure	**1600x1200x800 mm.** 8 locating consoles 0 recesses	**3,00 tonnes**	**Scissor clamp**
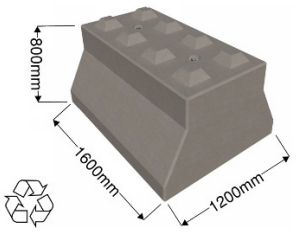	**C3Cblock™ 16128DSFL-1 Double-sided foundation block** Distributed ground pressure and cast-in lifting anchors	**1600x1200x800 mm.** 8 locating consoles 0 recesses	**3,00 tonnes**	**2 x 2,5 tonnes Cast-in lifting anchors**
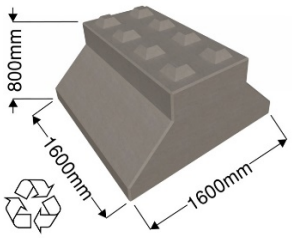	**C3Cblock™ 16168DSF-1 Double-sided foundation block** Distributed ground pressure	**1600x1600x800 mm.** 8 locating consoles 0 recesses	**3,52 tonnes**	**Scissor clamp**
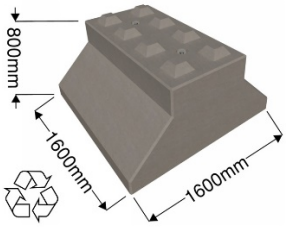	**C3Cblock™ 16168DSFL-1 Double-sided foundation block** Distributed ground pressure and cast-in lifting anchors	**1600x1600x800 mm.** 8 locating consoles 0 recesses	**3,52 tonnes**	**2 x 2,5 tonnes Cast-in lifting anchors**
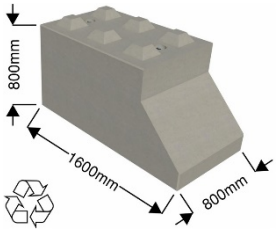	**C3Cblock™ 1688ESFL Single-sided Foundation block** Distributed ground pressure and cast-in lifting anchors Special version for corners	**1600x800x800 mm.** 6 locating consoles 8 recesses	**2,14 tonnes**	**2 x 2,5 tonnes Cast-in lifting anchors**

Copyright © C3C Engineering AB 2023. All rights reserved.

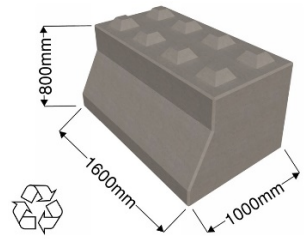	**C3Cblock™ 16108ESF** **Single-sided foundation block** Distributed ground pressure	**1600x1000x800 mm.** 8 locating studs 0 recesses	**2,65 tonnes**	**Scissor clamp**
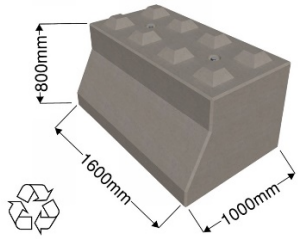	**C3Cblock™ 16108ESFL** **Single-sided foundation block** Distributed ground pressure and cast-in lifting anchors	**1600x1000x800 mm.** 8 locating studs 0 recesses	**2,65 tonnes**	**2 x 2,5 tonnes Cast-in lifting anchors**
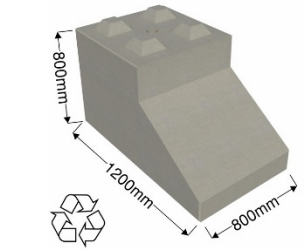	**C3Cblock™ 1288ESFL** **Single-sided Foundation block** Distributed ground pressure and cast-in lifting anchor Single-sided at buttress	**1200x800x800 mm.** 4 locating studs 4 recesses	**1,54 tonnes**	**1 x 2,5 tonnes Cast-in lifting anchor**
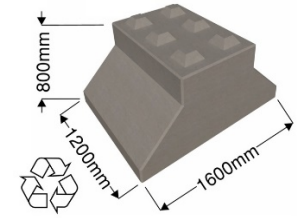	**C3Cblock™ 12168DSF-1** **Double-sided foundation block** Distributed ground pressure	**1200x1600x800 mm.** 6 locating studs 0 recesses	**2,64 tonnes**	**Scissor clamp**
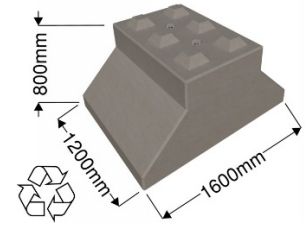	**C3Cblock™ 12168DSFL-1** **Double-sided foundation block** Distributed ground pressure and cast-in lifting anchors	**1200x1600x800 mm.** 6 locating studs 0 recesses	**2,64 tonnes**	**2 x 2,5 tonnes Cast-in lifting anchors**
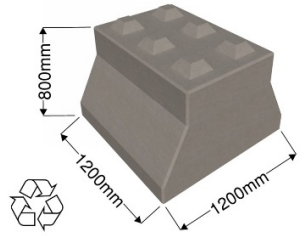	**C3Cblock™ 12128DSF-1** **Double-sided foundation block** Distributed ground pressure	**1200x1200x800 mm.** 6 locating studs 0 recesses	**2,25 tonnes**	**Scissor clamp**
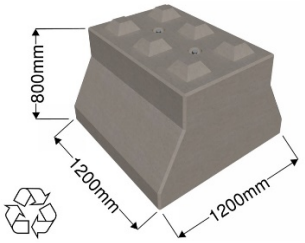	**C3Cblock™ 12128DSFL-1** **Double-sided foundation block** Distributed ground pressure and cast-in lifting anchors	**1200x1200x800 mm.** 6 locating studs 0 recesses	**2,25 tonnes**	**2 x 2,5 tonnes Cast-in lifting anchors**

Copyright © C3C Engineering AB 2023. All rights reserved.

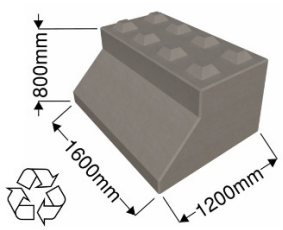	**C3Cblock™ 16128ESF** **Single-sided** **Foundation block** Distributed ground pressure	**1600x1200x800 mm.** 8 locating studs 0 recesses	**3,08 tonnes**	**Scissor clamp**
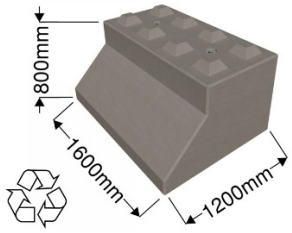	**C3Cblock™ 16128ESFL** **Single-sided** **Foundation block** Distributed ground pressure and cast-in lifting anchors	**1600x1200x800 mm.** 8 locating studs 0 recesses	**3,08 tonnes**	**2 x 2,5 tonnes Cast-in lifting anchors**
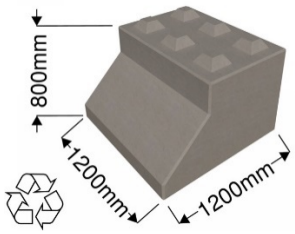	**C3Cblock™ 12128ESF** **Single-sided** **Foundation block** Distributed ground pressure	**1200x1200x800 mm.** 6 locating studs 0 recesses	**2,64 tonnes**	**Scissor clamp**
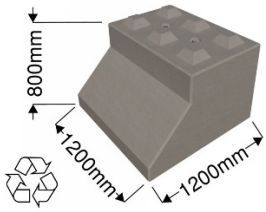	**C3Cblock™ 12128ESFL** **Single-sided** **Foundation block** Distributed ground pressure and cast-in lifting anchors	**1200x1200x800 mm.** 6 locating studs 0 recesses	**2,64 tonnes**	**2 x 2,5 tonnes Cast-in lifting anchors**
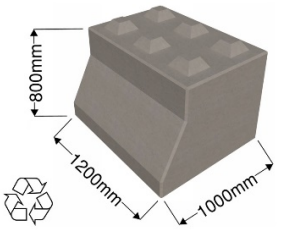	**C3Cblock™ 12108ESF** **Single-sided** **Foundation block** Distributed ground pressure	**1200x1000x800 mm.** 6 locating studs 0 recesses	**2,00 tonnes**	**Scissor clamp**
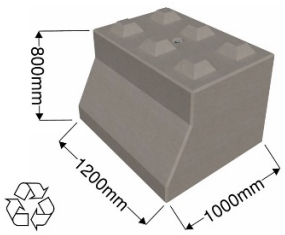	**C3Cblock™ 12108ESFL** **Single-sided** **Foundation block** Distributed ground pressure and cast-in lifting anchor	**1200x1000x800 mm.** 6 locating studs 0 recesses	**2,00 tonnes**	**1 x 2,5 tonnes Cast-in lifting anchor**
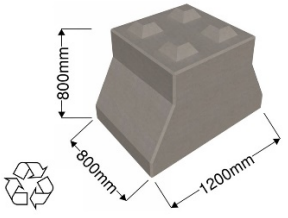	**C3Cblock™ 8128DSF-1** **Double-sided foundation block** Distributed ground pressure	**800x1200x800 mm.** 4 locating studs 0 recesses	**1,50 tonnes**	**Scissor clamp**

Copyright © C3C Engineering AB 2023. All rights reserved.

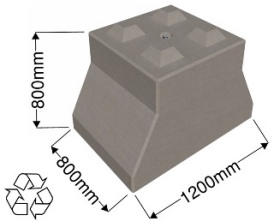	**C3Cblock™ 8128DSFL-1** **Double-sided foundation block** Distributed ground pressure and cast-in lifting anchor	**800x1200x800 mm.** 4 locating studs 0 recesses	**1,50 tonnes**	**1 x 2,5 tonnes** **Cast-in lifting anchor**
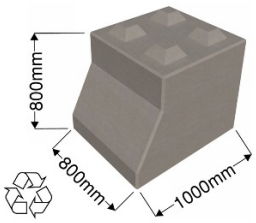	**C3Cblock™ 8108ESF** **Single-sided** **Foundation block** Distributed ground pressure	**800x1000x800 mm.** 4 locating studs 0 recesses	**1,35 tonnes**	**Scissor clamp**
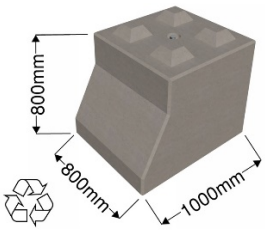	**C3Cblock™ 8108ESFL** **Single-sided** **Foundation block** Distributed ground pressure and cast-in lifting anchor	**800x1000x800 mm.** 4 locating studs 0 recesses	**1,35 tonnes**	**1 x 2,5 tonnes** **Cast-in lifting anchor**

Copyright © C3C Engineering AB 2023. All rights reserved.

C3Cblock™ 1688 SPECIALBLOCK	***Product name*** *Typical functions*	***Block geometry*** *Length x Width x Height*	***Weight*** *(tonnes/unit)*	***Installation lifting method*** *(project-specific)*
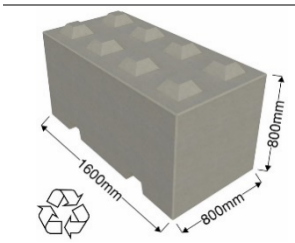	**C3Cblock™ 1688G** **Fork pockets** Standard block with 2 fork pockets	**1600x800x800 mm.** 8 locating studs 8 recesses	**2,37 tonnes**	**Scissor clamp** **Pallet forks**
	**C3Cblock™ 1688G_R** **Fork pockets** Standard block with 2 fork pockets RECYCLED CONCRETE	**1600x800x800 mm.** 8 locating studs 8 recesses	**2,37 tonnes**	**Scissor clamp** **Pallet forks**
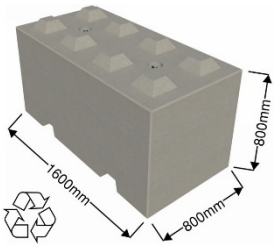	**C3Cblock™ 1688GL** **Fork pockets** Standard block with 2 fork pockets and cast-in lifting anchors	**1600x800x800 mm.** 8 locating studs 8 recesses	**2,37 tonnes**	**2 x 2,5 tonnes** **Cast-in lifting anchors** **Pallet forks**
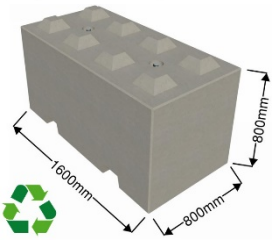	**C3Cblock™ 1688GL_R** **Fork pockets** Standard block with 2 fork pockets and lifting anchors RECYCLED CONCRETE	**1600x800x800 mm.** 8 locating studs 8 recesses	**2,37 tonnes**	**2 x 2,5 tonnes** **Cast-in lifting anchors** **Pallet forks**
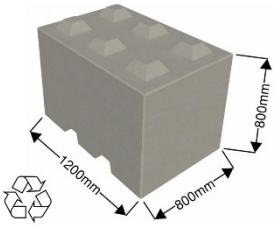	**C3Cblock™ 1288G** **Fork pockets** Infill block with 2 fork pockets	**1200x800x800 mm.** 6 locating studs 6 recesses	**1,8 tonnes**	**Scissor clamp** **Pallet forks**
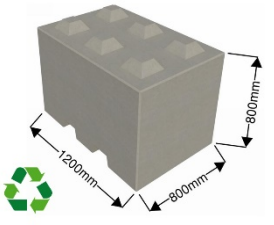	**C3Cblock™ 1288G_R** **Fork pockets** Infill block with 2 fork pockets RECYCLED CONCRETE	**1200x800x800 mm.** 6 locating studs 6 recesses	**1,8 tonnes**	**Scissor clamp** **Pallet forks**
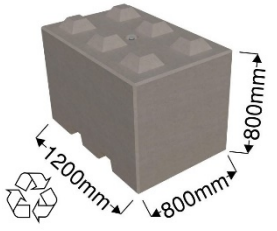	**C3Cblock™ 1288GL** **Fork pockets** Infill block with 2 fork pockets and cast-in lifting anchor	**1200x800x800 mm.** 6 locating studs 6 recesses	**1,8 tonnes**	**1 x 2,5 tonnes** **Cast-in lifting anchor** **Pallet forks**

Copyright © C3C Engineering AB 2023. All rights reserved.

	**C3Cblock™ 1288GL_R** **Fork pockets** Infill block with 2 fork pockets and cast-in lifting anchor RECYCLED CONCRETE	**1200x800x800 mm.** 6 locating studs 6 recesses	**1,8 tonnes**	**1 x 2,5 tonnes** **Cast-in lifting anchor** **Pallet forks**
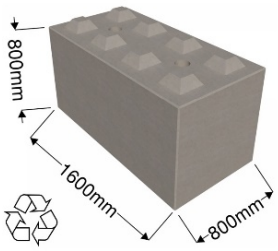	**C3Cblock™ 1688-DH110** Standard block with dowel holes for dowel tubes.	**1600x800x800 mm.** 8 locating studs 8 recesses	**2,36 tonnes**	**Scissor clamp**
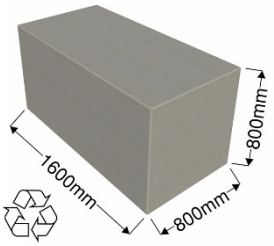	**C3Cblock™ 1688S** Flat top surface	**1600x800x800 mm.** 0 locating studs 8 recesses	**2,37 tonnes**	**Scissor clamp**
	**C3Cblock™ 1688S_R** Flat top surface RECYCLED CONCRETE	**1600x800x800 mm.** 0 locating studs 8 recesses	**2,37 tonnes**	**Scissor clamp**
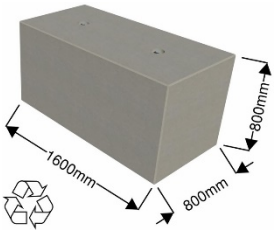	**C3Cblock™ 1688SL** Flat top surface with lifting anchors	**1600x800x800 mm.** 0 locating studs 8 recesses	**2,37 tonnes**	**2 x 2,5 tonnes** **Cast-in lifting anchors**
	**C3Cblock™ 1688SL_R** Flat top surface with lifting anchors RECYCLED CONCRETE	**1600x800x800 mm.** 0 locating studs 8 recesses	**2,37 tonnes**	**2 x 2,5 tonnes** **Cast-in lifting anchors**
	**C3Cblock™ 1288S** Flat top surface	**1200x800x800 mm.** 0 locating studs 6 recesses	**1,78 tonnes**	**Scissor clamp**

Copyright © C3C Engineering AB 2023. All rights reserved.

	**C3Cblock™ 1288S_R** Flat top surface RECYCLED CONCRETE	**1200x800x800 mm.** 0 locating studs 6 recesses	**1,78 tonnes**	**Scissor clamp**
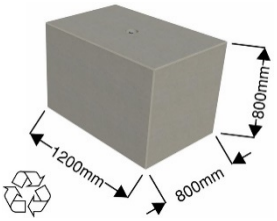	**C3Cblock™ 1288SL** Flat top surface with lifting anchor	**1200x800x800 mm.** 0 locating studs 6 recesses	**1,78 tonnes**	**1 x 2,5 tonnes Cast-in lifting anchor**
	**C3Cblock™ 1288SL_R** Flat top surface with lifting anchor RECYCLED CONCRETE	**1200x800x800 mm.** 0 locating studs 6 recesses	**1,78 tonnes**	**1 x 2,5 tonnes Cast-in lifting anchor**
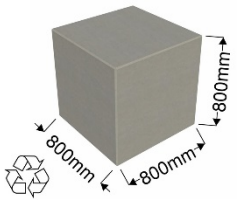	**C3Cblock™ 888S** Flat top surface	**800x800x800 mm.** 0 locating studs 4 recesses	**1,19 tonnes**	**Scissor clamp**
	**C3Cblock™ 888S_R** Flat top surface RECYCLED CONCRETE	**800x800x800 mm.** 0 locating studs 4 recesses	**1,19 tonnes**	**Scissor clamp**
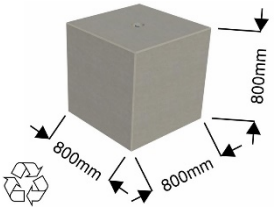	**C3Cblock™ 888SL** Flat top surface with lifting anchor	**800x800x800 mm.** 0 locating studs 4 recesses	**1,19 tonnes**	**1 x 2,5 tonnes Cast-in lifting anchor**
	**C3Cblock™ 888SL_R Flat** Flat top surface with lifting anchor RECYCLED CONCRETE	**800x800x800 mm.** 0 locating studs 4 recesses	**1,19 tonnes**	**1 x 2,5 tonnes Cast-in lifting anchor**
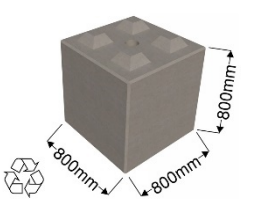	**C3Cblock™ 888-DH110** Module block with dowel holes for dowel tubes.	**800x800x800 mm.** 4 locating studs 4 recesses	**1,18 tonnes**	**Scissor clamp**

Copyright © C3C Engineering AB 2023. All rights reserved.

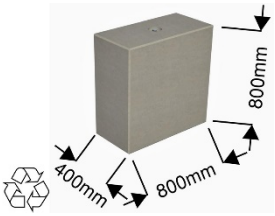	**C3Cblock™ 488SL Flat** Flat top surface with lifting anchor	**400x800x800 mm.** 0 locating consoles 2 recesses	**0.59 tonnes**	**1 x 2.5 tonnes Cast-in lifting anchor**
	**C3Cblock™ 488SL_R Flat** Smooth top surface with lifting anchor RECYCLED CONCRETE	**400x800x800 mm.** 0 locating consoles 2 recesses	**0.59 tonnes**	**1 x 2.5 tonnes Cast-in lifting anchor**
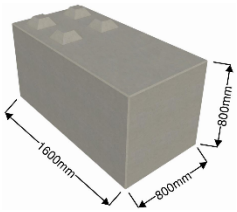	**C3Cblock™ 1688HS** Special block with a smooth top surface without locating studs on half of the block	**1600x800x800 mm.** 4 locating consoles 8 recesses	**2.4 tonnes**	**Scissor clamp**
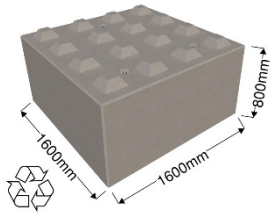	**C3Cblock™ 16168L** Extra-wide special block with cast-in lifting anchors	**1600x1600x800 mm.** 16 locating consoles 16 recesses	**4.8 tonnes**	**3 x 5 tonnes Cast-in lifting anchors**
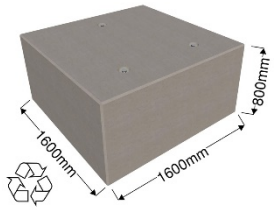	**C3Cblock™ 16168SL** Extra-wide special block with cast-in lifting anchors and a smooth top surface	**1600x1600x800 mm.** 0 locating consoles 16 recesses	**4.74 tonnes**	**3 x 5 tonnes Cast-in lifting anchors**
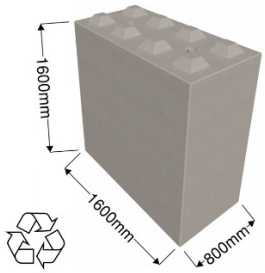	**C3Cblock™ 16816L** Extra-tall special block with cast-in lifting anchors	**1600x800x1600 mm.** 8 locating consoles 8 recesses	**4.8 tonnes**	**2 x 5 tonnes Cast-in lifting anchors**
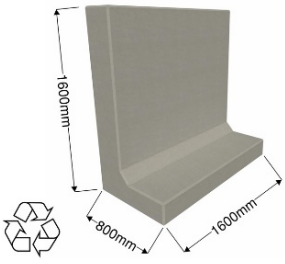	**C3Cblock™ L-Block** Special block	**1600x800x1600 mm.** 0 locating studs 8 recesses *Manufactured to project-specific requirements, e.g. with dowel holes, cast-in components and integral colouring.*	**Approx. 2.3 tonnes**	**2 x 2.5 tonnes Cast-in lifting anchors**

Copyright © C3C Engineering AB 2023. All rights reserved.

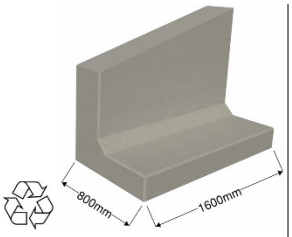	**C3C block™ L-Block** Special block Sloping for level differences	**1600x800x1600 mm.** 0 control consoles 8 recesses *Made on project-specific basis with e.g. stud holes, embedment details, staining.*	**<2.3 tonnes**	**2 x 2.5 tonne** **Pre-cast lifting link**
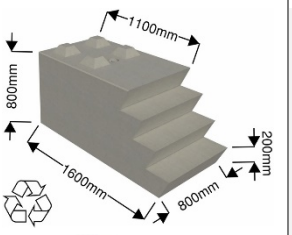	**C3C block™ 1688TRL** **Steps block** Steps	**1680x800x800 mm** 4 control consoles 8 recesses Step height 200 mm Step depth 220 mm	**2.02 tonnes**	**1 x 2.5 tonne** **Pre-cast lifting link**
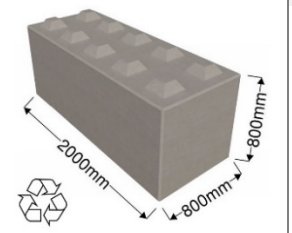	**C3Cblock™2088** Special block in length	**2000x800x800 mm.** 10 control consoles 10 recesses	**3,02 tonnes**	**Scissor clamp**
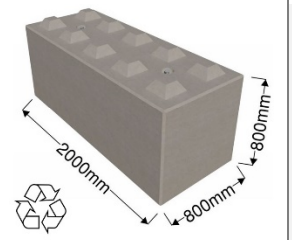	**C3Cblock™ 2088L** Special block in length with cast in lifting points	**2000x800x800 mm.** 10 control consoles 10 recesses	**3,02 tonnes**	**2 x 2.5 tonne** **Pre-cast lifting link**
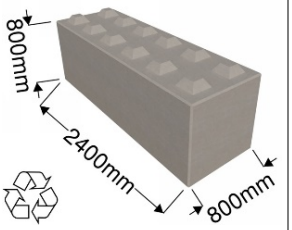	**C3Cblock™2488** Special block in length	**2400x800x800 mm.** 12 control consoles 12 recesses	**3,61 tonnes**	**Scissor clamp**
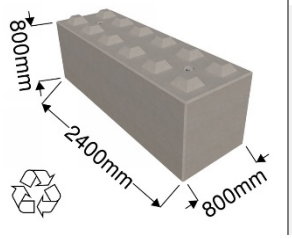	**C3Cblock™ 2488L** Special block in length with cast in lifting points	**2400x800x800 mm.** 12 control consoles 12 recesses	**3,61 tonnes**	**2 x 2.5 tonne** **Pre-cast lifting link**

Copyright © C3C Engineering AB 2023. All rights reserved.

C3Cblock® 1688 SPECIAL BLOCK	***Product name*** *Type functions*	***Block geometry*** *Length x Width x Height*	***Weight*** *(Tonnes/block)*	***Assembly lifting*** *(project-specific)*
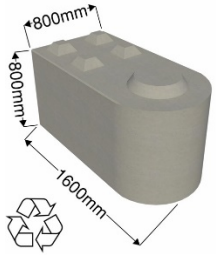	**C3C block™ 1688K** **Cone-end block** 90-270 degree wall angle	**1600x800x800 mm.** 5 control consoles 5 recesses	**2.23 tonnes**	**Scissor clamp**
	**C3C block™ 1688K_R** **Cone-end block** 90-270 degree wall angle RECYCLED CONCRETE	**1600x800x800 mm.** 5 control consoles 5 recesses	**2.23 tonnes**	**Scissor clamp**
	**C3C block™ 1688KL** **Cone-end block** 90-270 degree wall angle	**1600x800x800 mm.** 5 control consoles 5 recesses	**2.23 tonnes**	**2 x 2.5 tonne** **Pre-cast lifting link**
	**C3C block™ 1688KL_R** **Cone-end block** 90-270 degree wall angle RECYCLED CONCRETE	**1600x800x800 mm.** 5 control consoles 5 recesses	**2.23 tonnes**	**2 x 2.5 tonne** **Pre-cast lifting link**
	**C3Cblock™ 1688K-DH110** **Cone-end block** 90-270 degree wall angle Cone-end with dowel holes for dowel tubes	**1600x800x800 mm.** 5 control consoles 5 recesses	**2,19 tonnes**	**Scissor lift**
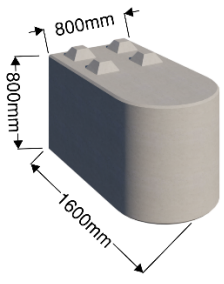	**C3Cblock™ 1688-KHS** Special block with half the block without consoles	**1600x800x800 mm.** 4 control consoles 5 recesses	**2,19 ton**	**Scissor lift**

Copyright © C3C Engineering AB 2023. All rights reserved.

	**C3Cblock® 1688-KHS-2** Special block with one half flat without control console	**1600x800x800 mm** 1 control consoles 5 recesses	**2,19 ton**	**Scissor clamp**
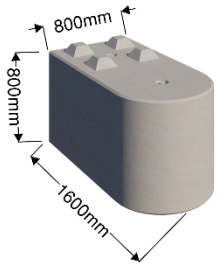	**C3Cblock® 1688-KHSL** Special block with one half flat without control console with cast-in lifting anchors	**1600x800x800 mm.** 4 control consoles 5 recesses	**2,19 ton**	**2 x 2.5 tonne** **Pre-cast lifting link**
	**C3Cblock® 1688-KHSL2** Special block with one half flat without control console with cast-in lifting anchors	**1600x800x800 mm.** 1 control consoles 5 recesses	**2,19 ton**	**2 x 2.5 tonne** **Pre-cast lifting link**
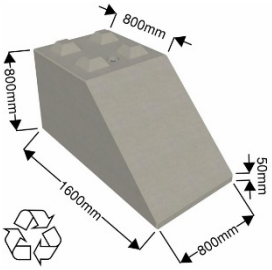	**C3Cblock® 1688-45L** **45 graders avslut** Wall ending on slope RECYCLED CONCRETE	**1600x800x800 mm.** 4 st control consoles 8 recesses	**1,86 ton**	**1 x 2.5 tonne** **Pre-cast lifting link**
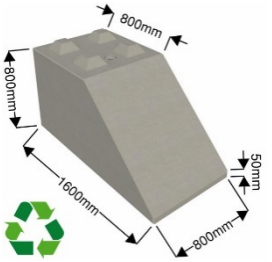	**C3Cblock® 1688-45L_R** **45 graders avslut** Wall ending on slope with cast-in lift RECYCLED CONCRETE	**1600x800x800 mm.** 4 control consoles 8 recesses	**1,86 ton**	**1 x 2.5 tonne** **Pre-cast lifting link**
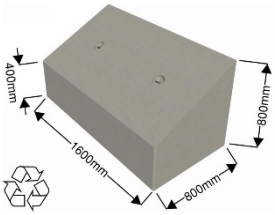	**C3Cblock® 1688ETL** **One sided bevelled** Bevelled top edge with cast-in lifting point	**1600x800x800 mm.** 0 control consoles 8 recesses	**2,00 ton**	**2 x 2.5 tonne** **Pre-cast lifting link**
	**C3Cblock® 1688ETL_R** **One sided bevelled** Bevelled top edge with cast-in lifting point RECYCLED CONCRETE	**1600x800x800 mm.** 0 control consoles 8 recesses	**2,00 ton**	**2 x 2.5 tonne** **Pre-cast lifting link**

Copyright © C3C Engineering AB 2023. All rights reserved.

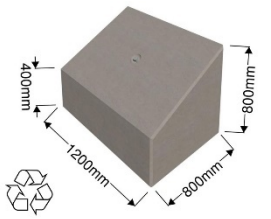	**C3Cblock® 1288ETL** **One sided bevelled** Bevelled top edge with cast-in lifting point	**1200x800x800 mm.** 0 control consoles 6 recesses	**1,50 ton**	**1 x 2.5 tonne** **Pre-cast lifting link**
	**C3Cblock® 1288ETL_R** **One sided bevelled** Bevelled top edge with cast-in lifting point RECYCLED CONCRETE	**1200x800x800 mm.** 0 control consoles 6 recesses	**1,50 ton**	**1 x 2.5 tonne** **Pre-cast lifting link**
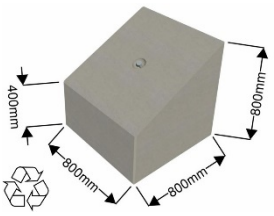	**C3Cblock® 888ETL** **One sided bevelled** Bevelled top edge with cast-in lifting point	**800x800x800 mm.** 0 control consoles 4 recesses	**1,20 ton**	**1 x 2.5 tonne** **Pre-cast lifting link**
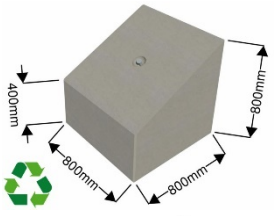	**C3Cblock® 888ETL_R** **One sided bevelled** Bevelled top edge with cast-in lifting point RECYCLED CONCRETE	**800x800x800 mm.** 0 control consoles 4 recesses	**1,20 ton**	**1 x 2.5 tonne** **Pre-cast lifting link**
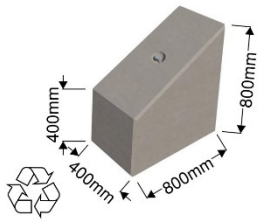	**C3Cblock® 488ETL** **One sided bevelled** Bevelled top edge with cast-in lifting point	**400x800x800 mm.** 0 control consoles 2 recesses	**0,50 ton**	**1 x 2.5 tonne** **Pre-cast lifting link**
	**C3Cblock® 488ETL_R** **One sided bevelled** Bevelled top edge with cast-in lifting point RECYCLED CONCRETE	**400x800x800 mm.** 0 control consoles 2 recesses	**0,50 ton**	**1 x 2.5 tonne** **Pre-cast lifting link**
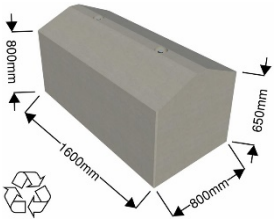	**C3C block™ 1688TL** **Chamfered top** Chamfered top	**1600x800x800 mm.** 0 control consoles 8 recesses	**2.12 tonnes**	**2 x 2.5 tonne** **Pre-cast lifting link**
	**C3Cblock® 1688TL_R** **Chamfered top** Chamfered top with cast-in lift RECYCLED CONCRETE	**1600x800x800 mm.** 0 control consoles 8 recesses	**2.12 tonnes**	**2 x 2.5 tonne** **Pre-cast lifting link**

Copyright © C3C Engineering AB 2023. All rights reserved.

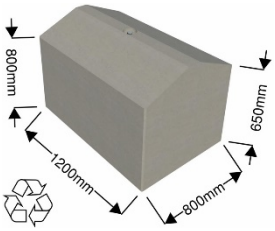	**C3Cblock® 1288TL** **Chamfered top** Chamfered top with cast-in lift Module block	**1200x800x800 mm.** 0 control consoles 6 recesses	**1,59 ton**	**1 x 2.5 tonne** **Pre-cast lifting link**
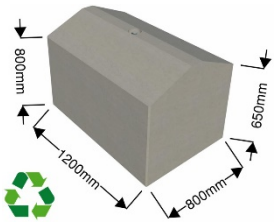	**C3Cblock® 1288TL_R** **Chamfered top** Chamfered top with cast-in lift Module block RECYCLED CONCRETE	**1200x800x800 mm.** 0 control consoles 6 recesses	**1,59 ton**	**1 x 2.5 tonne** **Pre-cast lifting link**
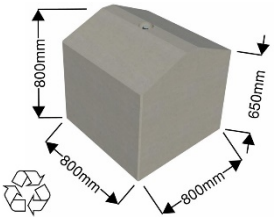	**C3Cblock® 888TL** **Chamfered top** Chamfered top with cast-in lift Module block	**800x800x800 mm.** 0 control consoles 4 recesses	**1,06 ton**	**1 x 2.5 tonne** **Pre-cast lifting link**
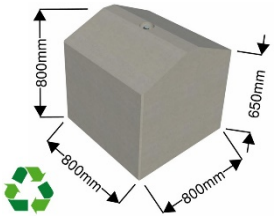	**C3Cblock® 888TL_R** **Chamfered top** Chamfered top with cast-in lift Module block RECYCLED CONCRETE	**800x800x800 mm.** 0 control consoles 4 recesses	**1,06 ton**	**1 x 2.5 tonne** **Pre-cast lifting link**
	**C3Cblock® 488TL** **Chamfered top** Chamfered top with cast-in lift Module block	**400x800x800 mm.** 0 control consoles 2 recesses	**0,53 ton**	**1 x 2.5 tonne** **Pre-cast lifting link**
	**C3Cblock® 488TL_R** **Chamfered top** Chamfered top with cast-in lift Module block RECYCLED CONCRETE	**400x800x800 mm.** 0 control consoles 2 recesses	**0,53 ton**	**1 x 2.5 tonne** **Pre-cast lifting link**
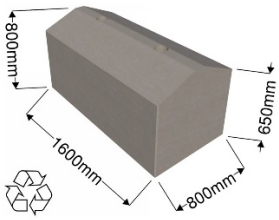	**C3Cblock® 1688T-DH110** **Chamfered top** Chamfered top Special block with dowel holes for dowel tubes	**1600x800x800 mm.** 0 control consoles 8 recesses	**2,08 ton**	**Scissor clamp**
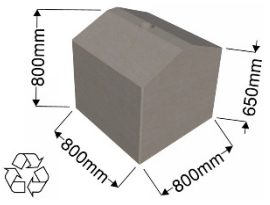	**C3Cblock® 888T-DH110** **Chamfered top** Chamfered top Special block with dowel holes for dowel tubes	**800x800x800 mm.** 0 control consoles 4 recesses	**1,18 ton**	**Scissor clamp**

Copyright © C3C Engineering AB 2023. All rights reserved.

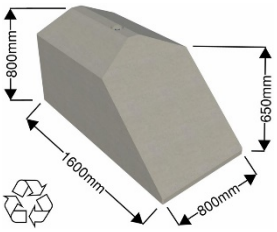	**C3Cblock® 1688TL-45** **Chamfered top + 45 degree end** Chamfered top Degree end Cast-in lift	**1600x800x800 mm.** 0 control consoles 8 recesses	**1,60 ton**	**1 x 2.5 tonne** **Pre-cast lifting link**
	**C3Cblock® 1688TL-45_R** **Chamfered top + 45 degree end** Chamfered top Degree end Cast-in lift RECYCLED CONCRETE	**1600x800x800 mm.** 0 control consoles 8 recesses	**1,60 ton**	**1 x 2.5 tonne** **Pre-cast lifting link**

Copyright © C3C Engineering AB 2023. All rights reserved.

C3Cblock® 1688 PROTECTBLOCK	***Produktnamn*** *Typfunktioner*	***Bygg geometri*** *Längd x Bredd x Höjd*	***Vikt*** *(Ton/st.)*	***Montagelyft*** *(projektbundet)*
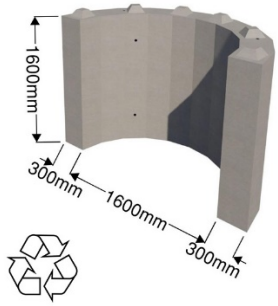	**Protection block™ 241616** **Impact protection of pylons etc.** Integrates with 1688	**2400x1600x1600 mm.** 6 control consoles 6 recesses	**4.30 tonnes**	**2 x M30**
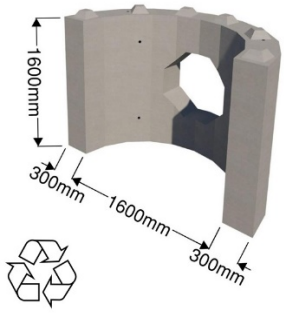	**Protection block™ 241616-MR7.5X7.5** **Impact protection of pylons etc.** Integrates with 1688U Manufactured with manhole	**2400x1600x1600 mm.** 6 control consoles 6 recesses	**4.30 tonnes**	**2 x M30**
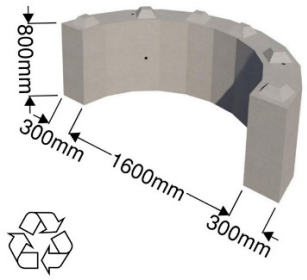	**Protection block™ 241616** **Impact protection of pylons etc.** Integrates with 1688	**2400x1600x800 mm.** 6 control consoles 6 recesses	**2.15 tonnes**	**2 x M30**

Copyright © C3C Engineering AB 2023. All rights reserved.

11.2 C3C Blocksystem™ 1684

Intergrates with C3Cblocksystem™ 1688.

C3Cblock® 1684 SPECIALBLOCK	***Product name*** *Type functions*	***Block geometry*** *Length x Width x Height*	***Weight*** *(Tonnes/block)*	***Assembly lifting*** *(project-specific)*
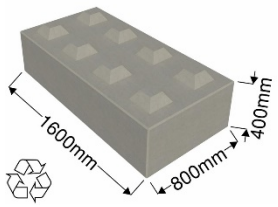	**C3C block™ 1684** **Half-height** Module block half-height	**1600x800x400 mm.** 8 control consoles 8 recesses	**1.20 tonnes**	**Scissor clamp**
	**C3Cblock® 1684_R** **Half-height** Module block half-height RECYCLED CONCRETE	**1600x800x400 mm.** 8 control consoles 8 recesses	**1.20 tonnes**	**Scissor clamp**
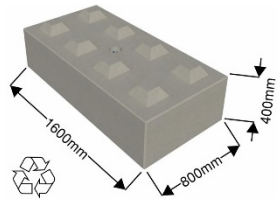	**C3Cblock® 1684L** **Halvhögt** Module block half-height with cast in lifting anchors	**1600x800x400 mm.** 8 locating consoles 8 recesses	**1,20 ton**	**1 x 2.5 tonne** **Pre-cast lifting link**
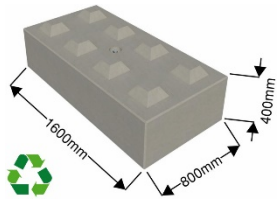	**C3Cblock® 1684L_R** **Halvhögt** Module block half-height with cast in lifting anchors RECYCLED CONCRETE	**1600x800x400 mm.** 8 locating consoles 8 recesses	**1,20 ton**	**1 x 2.5 tonne** **Pre-cast lifting link**
	**C3Cblock® 1284** **Half-height flat** Module block in height and length	**1200x800x400 mm.** 6 locating consoles 6 recesses	**0,9 ton**	**Scissor clamp**
	**C3Cblock® 1284_R** **Half-height flat** Module block in height and length RECYCLED CONCRETE	**1200x800x400 mm.** 6 locating consoles 6 recesses	**0,9 ton**	**Scissor clamp**
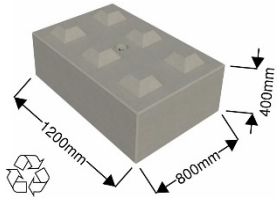	**C3Cblock® 1284L** **Half-height flat** Module block in height and length with cast-in lifting anchors	**1200x800x400 mm.** 6 locating consoles 6 recesses	**0,9 ton**	**1 x 2.5 tonne** **Pre-cast lifting link**

Copyright © C3C Engineering AB 2023. All rights reserved.

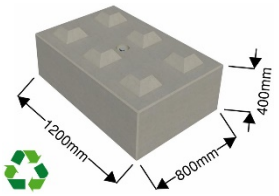	**C3Cblock® 1284L_R** **Half-height flat** Module block in height and length with cast-in lifting anchors RECYCLED CONCRETE	**1200x800x400 mm.** 6 locating consoles 6 recesses	**0,9 ton**	**1 x 2.5 tonne** **Pre-cast lifting link**
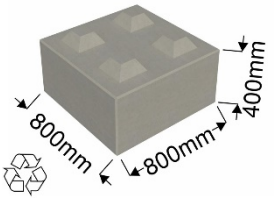	**C3Cblock® 884** **Half-height flat** Module block in height and length	**800x800x400 mm.** 4 locating consoles 4 recesses	**0,6 ton**	**Scissor clamp**
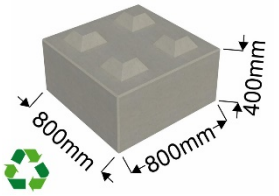	**C3Cblock® 884_R** **Half-height flat** Module block in height and length with cast-in lifting anchors RECYCLED CONCRETE	**800x800x400 mm.** 4 locating consoles 4 recesses	**0,6 ton**	**Scissor clamp**
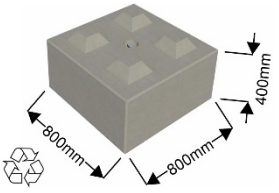	**C3Cblock® 884L** **Half-height flat** Module block in height and length with cast-in lifting anchors	**800x800x400 mm.** 4 locating consoles 4 recesses	**0,6 ton**	**1 x 2.5 tonnes** **Cast-in lifting**
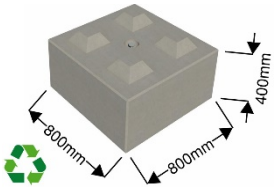	**C3Cblock® 884L_R** **Half-height flat** Module block in height and length with cast-in lifting anchors RECYCLED CONCRETE	**800x800x400 mm.** 4 locating consoles 4 recesses	**0,6 ton**	**1 x 2.5 tonnes** **Cast-in lifting**
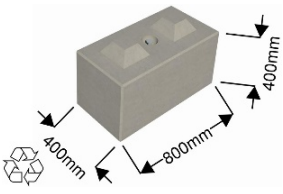	**C3Cblock® 484L** **Half-height flat** Module block in height and length with cast-in lifting anchors	**400x800x400 mm.** 2 locating consoles 2 recesses	**0,3 ton**	**1 x 2.5 tonnes** **Cast-in lifting**
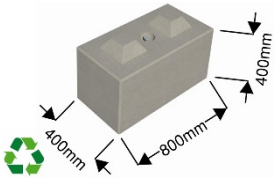	**C3Cblock® 484L_R** **Half-height flat** Module block in height and length with cast-in lifting anchors RECYCLED CONCRETE	**400x800x400 mm.** 2 locating consoles 2 recesses	**0,3 ton**	**1 x 2.5 tonnes** **Cast-in lifting**

Copyright © C3C Engineering AB 2023. All rights reserved.

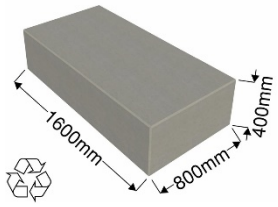	**C3Cblock® 1684S** **Half-height flat** Module block in height Flat top surface	**1600x800x400 mm.** 0 locating consoles 8 recesses	**1,20 ton**	**Scissor clamp**
	**C3Cblock® 1684S_R** **Half-height flat** Module block in height Flat top surface RECYCLED CONCRETE	**1600x800x400 mm.** 0 locating consoles 8 recesses	**1,20 ton**	**Scissor clamp**
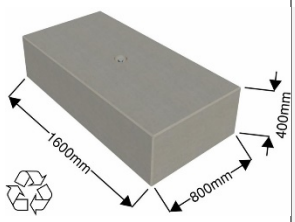	**C3Cblock® 1684SL** **Half-height flat** Module block in height Flat top surface with cast-in lifting anchors	**1600x800x400 mm.** 0 locating consoles 8 recesses	**1,20 ton**	**1 x 2.5 tonnes** **Cast-in lifting**
	**C3Cblock® 1684SL_R** **Half-height flat** Module block in height and length Flat top surface with cast-in lifting anchors RECYCLED CONCRETE	**1600x800x400 mm.** 0 locating consoles 8 recesses	**1,20 ton**	**1 x 2.5 tonnes** **Cast-in lifting**
	**C3Cblock® 1284S** **Half-height flat** Module block in height and length	**1200x800x400 mm.** 0 locating consoles 6 recesses	**0,9 ton**	**Scissor clamp**
	**C3Cblock® 1284S_R** **Half-height flat** Module block in height and length Flat top surface RECYCLED CONCRETE	**1200x800x400 mm.** 0 locating consoles 6 recesses	**0,9 ton**	**Scissor clamp**
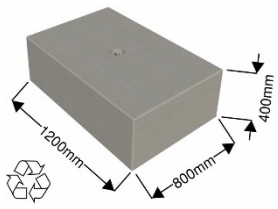	**C3Cblock® 1284SL** **Half-height flat** Module block in height and length Flat top surface with cast-in lifting anchors	**1200x800x400 mm.** 0 locating consoles 6 recesses	**0,9 ton**	**1 x 2.5 tonnes** **Cast-in lifting**

Copyright © C3C Engineering AB 2023. All rights reserved.

	**C3Cblock® 1284SL_R** **Half-height flat** Module block in height and length Flat top surface with cast-in lifting anchors RECYCLED CONCRETE	**1200x800x400 mm.** 0 locating consoles 6 recesses	**0,9 ton**	**1 x 2.5 tonnes** **Cast-in lifting**
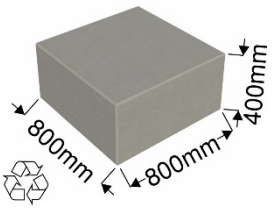	**C3Cblock® 884S** **Half-height flat** Module block in height and length Flat top surface	**800x800x400 mm.** 0 locating consoles 4 recesses	**0,6 ton**	**Scissor clamp**
	**C3Cblock® 884S_R** **Half-height flat** Module block in height and length Flat top surface with cast-in lifting anchors RECYCLED CONCRETE	**800x800x400 mm.** 0 locating consoles 4 recesses	**0,6 ton**	**Scissor clamp**
	**C3Cblock® 884SL** **Half-height flat** Module block in height and length Flat top surface with cast-in lifting anchors	**800x800x400 mm.** 0 locating consoles 4 recesses	**0,6 ton**	**1 x 2.5 tonnes** **Cast-in lifting**
	**C3Cblock® 884SL_R** **Half-height flat** Module block in height and length Flat top surface with cast-in lifting anchors RECYCLED CONCRETE	**800x800x400 mm.** 0 locating consoles 4 recesses	**0,6 ton**	**1 x 2.5 tonnes** **Cast-in lifting**
	**C3Cblock® 484SL** **Half-height flat** Module block in height and length Flat top surface with cast-in lifting anchors	**400x800x400 mm.** 2 locating consoles 2 recesses	**0,3 ton**	**1 x 2.5 tonnes** **Cast-in lifting**

Copyright © C3C Engineering AB 2023. All rights reserved.



C3Cblock® 484SL_R **Half-height flat** Module block in height and length Flat top surface with cast-in lifting anchors RECYCLED CONCRETE	**400x800x400 mm.** 2 locating consoles 2 recesses	**0,3 ton**	**1 x 2.5 tonnes** **Cast-in lifting**

Copyright © C3C Engineering AB 2023. All rights reserved.

11.3 C3C Blocksystem™ 1866

C3Cblock® 1866 STANDARDBLOCK	***Product name*** *Type functions*	***Block geometry*** *Length x Width x Height*	***Weight*** *(Tonnes/block)*	***Assembly lifting*** *(project-specific)*
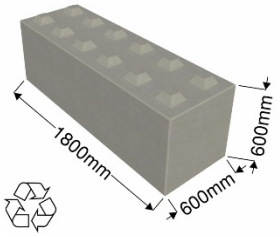	**C3Cblock® 1866** Standard block	**1800x600x600 mm.** 12 locating consoles 12 recesses	**1,50 ton**	**Scissor clamp**
	**C3Cblock® 1866_R** Standard block RECYCLED CONCRETE	**1800x600x600 mm.** 12 locating consoles 12 recesses	**1,50 ton**	**Scissor clamp**
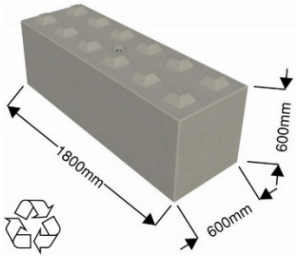	**C3Cblock® 1866L** Standard block with lifting anchors	**1800x600x600 mm.** 12 locating consoles 12 recesses	**1,50 ton**	**1 x 2.5 tonnes** **Cast-in lifting**
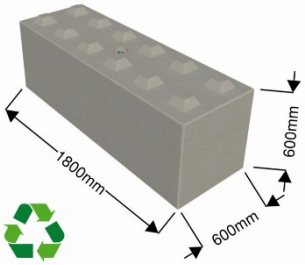	**C3Cblock® 1866L_R** Standard block with lifting anchors RECYCLED CONCRETE	**1800x600x600 mm.** 12 locating consoles 12 recesses	**1,50 ton**	**1 x 2.5 tonnes** **Cast-in lifting**
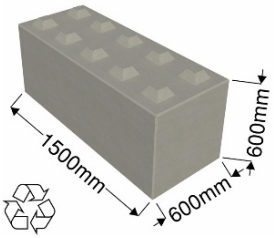	**C3Cblock® 1566** Module block Special	**1500x600x600 mm.** 10 locating consoles 10 recesses	**1,25 ton**	**Scissor clamp**
	**C3Cblock® 1566_R** Module block Special with lifting anchors RECYCLED CONCRETE	**1500x600x600 mm.** 10 locating consoles 10 recesses	**1,25 ton**	**Scissor clamp**

Copyright © C3C Engineering AB 2023. All rights reserved.

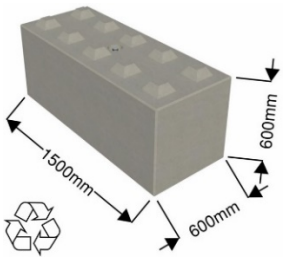	**C3Cblock® 1566L** Module block Special with lifting anchors	**1500x600x600 mm.** 10 locating consoles 10 recesses	**1,25 ton**	**1 x 2.5 tonnes** **Cast-in lifting**
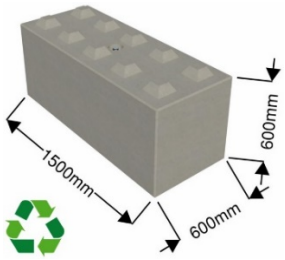	**C3Cblock® 1566L_R** Module block Special with lifting anchors RECYCLED CONCRETE	**1500x600x600 mm.** 10 locating consoles 10 recesses	**1,25 ton**	**1 x 2.5 tonnes** **Cast-in lifting**
	**C3Cblock® 1266** Module block Standard	**1200x600x600 mm.** 8 locating consoles 8 recesses	**1,00 ton**	**Scissor clamp**
	**C3Cblock® 1266_R** Module block Standard RECYCLED CONCRETE	**1200x600x600 mm.** 8 locating consoles 8 recesses	**1,00 ton**	**Scissor clamp**
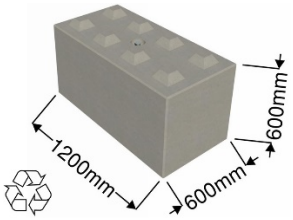	**C3Cblock® 1266L** Module block Standard with lifting anchors	**1200x600x600 mm.** 8 locating consoles 8 recesses	**1,00 ton**	**1 x 2.5 tonnes** **Cast-in lifting**
	**C3Cblock® 1266L_R** Module block Standard with lifting anchors RECYCLED CONCRETE	**1200x600x600 mm.** 8 locating consoles 8 recesses	**1,00 ton**	**1 x 2.5 tonnes** **Cast-in lifting**
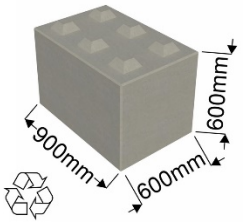	**C3Cblock® 966** Module block Special	**900x600x600 mm.** 6 locating consoles 6 recesses	**0,75 ton**	**Scissor clamp**

Copyright © C3C Engineering AB 2023. All rights reserved.

	**C3Cblock® 966_R** Module block Special RECYCLED CONCRETE	**900x600x600 mm.** 6 locating consoles 6 recesses	**0,75 ton**	**Scissor clamp**
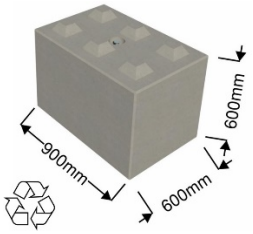	**C3Cblock® 966L** Module block Special with lifting anchors	**900x600x600 mm.** 6 locating consoles 6 recesses	**0,75 ton**	**1 x 2.5 tonnes** **Cast-in lifting**
	**C3Cblock® 966L_R** Module block Special with lifting anchors RECYCLED CONCRETE	**900x600x600 mm.** 6 locating consoles 6 recesses	**0,75 ton**	**1 x 2.5 tonnes** **Cast-in lifting**
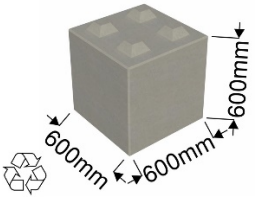	**C3Cblock® 666** Module block standard	**600x600x600 mm.** 4 locating consoles 4 recesses	**0,50 ton**	**Scissor clamp**
	**C3Cblock® 666_R** Module block standard RECYCLED CONCRETE	**600x600x600 mm.** 4 locating consoles 4 recesses	**0,50 ton**	**Scissor clamp**
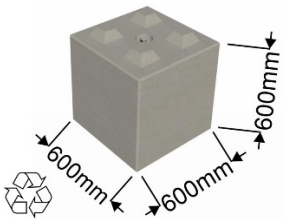	**C3Cblock® 666L** Module block standard with lifting anchors	**600x600x600 mm.** 4 locating consoles 4 recesses	**0,50 ton**	**1 x 2.5 tonnes** **Cast-in lifting**
	**C3Cblock® 666L_R** Module block with lifting anchors RECYCLED CONCRETE	**600x600x600 mm.** 4 locating consoles 4 recesses	**0,50 ton**	**1 x 2.5 tonnes** **Cast-in lifting**
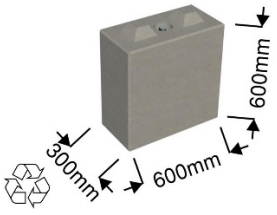	**C3Cblock® 366L** Module block with lifting anchors	**300x600x600 mm.** 2 locating consoles 2 recesses	**0,25 ton**	**1 x 2.5 tonnes** **Cast-in lifting**

Copyright © C3C Engineering AB 2023. All rights reserved.

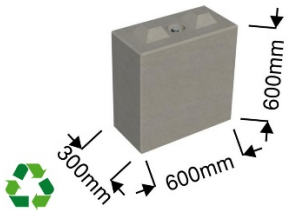	**C3Cblock® 366L_R** Special infill block with lifting anchors RECYCLED CONCRETE	**300x600x600 mm.** 2 locating consoles 2 recesses	**0,25 ton**	**1 x 2.5 tonnes** **Cast-in lifting**

C3Cblock® 1866 SPECIAL BLOCK	***Product name*** *Type functions*	***Block geometry*** *Length x Width x Height*	***Weight*** *(Tonnes/block)*	***Assembly lifting*** *(project-specific)*
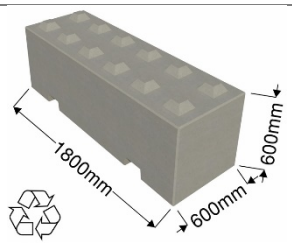	**C3Cblock® 1866G** Standard block with fork pockets	**1800x600x600 mm.** 12 locating consoles 8 recesses	**1,46 ton**	**Scissor clamp** **Forklifts**
	**C3Cblock® 1866G_R** Standard block with fork pockets RECYCLED CONCRETE	**1800x600x600 mm.** 12 locating consoles 8 recesses	**1,46 ton**	**Scissor clamp** **Forklifts**
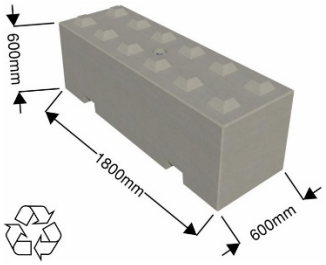	**C3Cblock® 1866GL** Standard block with fork pockets and cast-in lifting anchors	**1800x600x600 mm.** 12 locating consoles 8 recesses	**1,46 ton**	**1 x 2.5 tonnes** **Cast-in lifting anchors** **Forklifts**
	**C3Cblock® 1866GL_R** Standard block with fork pockets and cast-in lifting anchors RECYCLED CONCRETE	**1800x600x600 mm.** 12 locating consoles 8 recesses	**1,46 ton**	**1 x 2.5 tonnes** **Cast-in lifting anchors** **Forklifts**
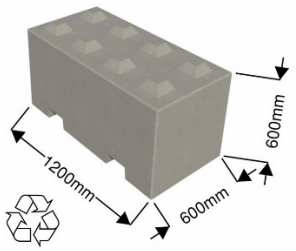	**C3Cblock® 1266G** Module block with fork pockets	**1200x600x600 mm.** 8 locating consoles 8 recesses	**0,96 ton**	**Scissor clamp** **Forklifts**

Copyright © C3C Engineering AB 2023. All rights reserved.

	**C3Cblock® 1266G_R** Module block with fork pockets RECYCLED CONCRETE	**1200x600x600 mm.** 8 locating consoles 8 recesses	**0,96 ton**	**Scissor clamp** **Forklifts**
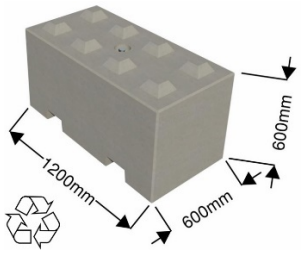	**C3Cblock® 1266GL** Module block with fork pockets and cast-in lifting anchors	**1200x600x600 mm.** 8 locating consoles 8 recesses	**0,96 ton**	**1 x 2.5 tonnes** **Cast-in lifting anchors** **Forklifts**
	**C3Cblock® 1266GL_R** Module block with fork pockets and cast-in lifting anchors RECYCLED CONCRETE	**1200x600x600 mm.** 8 locating consoles 8 recesses	**0,96 ton**	**1 x 2.5 tonnes** **Cast-in lifting anchors** **Forklifts**
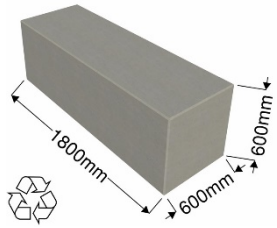	**C3Cblock® 1866S Flat** Flat top surface	**1800x600x600 mm.** 0 locating consoles 12 recesses	**1,48 ton**	**Scissor clamp**
	**C3Cblock® 1866S_R Flat** Flat top surface RECYCLED CONCRETE	**1800x600x600 mm.** 0 locating consoles 12 recesses	**1,48 ton**	**Scissor clamp**
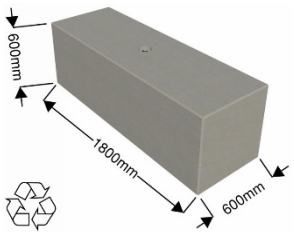	**C3Cblock® 1866SL Flat** Flat top surface with cast-in lifting anchors	**1800x600x600 mm.** 0 locating consoles 12 recesses	**1,48 ton**	**1 x 2.5 tonnes** **Cast-in lifting anchors**
	**C3Cblock® 1866SL_R Flat** Flat top surface with cast-in lifting anchors RECYCLED CONCRETE	**1800x600x600 mm.** 0 locating consoles 12 recesses	**1,48 ton**	**1 x 2.5 tonnes** **Cast-in lifting anchors**

Copyright © C3C Engineering AB 2023. All rights reserved.

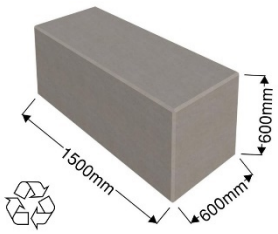	**C3Cblock® 1566S Flat** Flat top surface Module block	**1500x600x600 mm.** 0 locating consoles 10 recesses	**1,25 ton**	**Scissor clamp**
	**C3Cblock® 1566S_R Flat** Flat top surface Module block RECYCLED CONCRETE	**1500x600x600 mm.** 0 locating consoles 10 recesses	**1,25 ton**	**Scissor clamp**
	**C3Cblock® 1566SL Flat** Flat top surface with cast-in lifting anchors Module block	**1500x600x600 mm.** 0 locating consoles 10 recesses	**1,25 ton**	**1 x 2.5 tonnes** **Cast-in lifting anchors**
	**C3Cblock® 1566SL_R Flat** Flat top surface with cast-in lifting anchors Module block RECYCLED CONCRETE	**1500x600x600 mm.** 0 locating consoles 8 recesses	**1,25 ton**	**1 x 2.5 tonnes** **Cast-in lifting anchors**
	**C3Cblock® 1266S Flat** Flat top surface Module block	**1200x600x600 mm.** 0 locating consoles 8 recesses	**0,99 ton**	**Scissor clamp**
	**C3Cblock® 1266S_R Flat** Flat top surface Module block RECYCLED CONCRETE	**1200x600x600 mm.** 0 locating consoles 8 recesses	**0,99 ton**	**Scissor clamp**
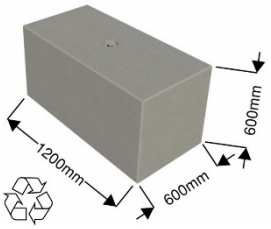	**C3Cblock® 1266SL Flat** Flat top surface with cast-in lifting anchors Module block	**1200x600x600 mm.** 0 locating consoles 8 recesses	**0,99 ton**	**1 x 2.5 tonnes** **Cast-in lifting anchors**

Copyright © C3C Engineering AB 2023. All rights reserved.

	**C3Cblock® 1266SL_R** **Flat** Flat top surface with cast-in lifting anchors Module block RECYCLED CONCRETE	**1200x600x600 mm.** 0 locating consoles 8 recesses	**0,99 ton**	**1 x 2.5 tonnes** **Cast-in lifting anchors**
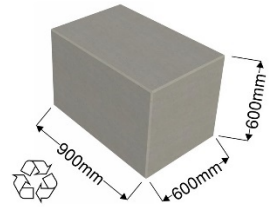	**C3Cblock® 966S** **Flat** Flat top surface Module block RECYCLED	**900x600x600 mm.** 0 locating consoles 6 recesses	**0,75 ton**	**Scissor clamp**
	**C3Cblock® 966S_R** **Flat** Flat top surface Module block RECYCLED CONCRETE	**900x600x600 mm.** 0 locating consoles 6 recesses	**0,75 ton**	**Scissor clamp**
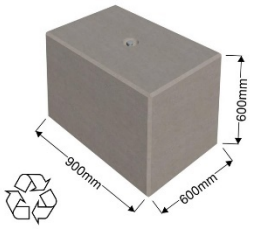	**C3Cblock® 966SL** **Flat** Flat top surface with cast-in lifting anchors Module block	**900x600x600 mm.** 0 locating consoles 6 recesses	**0,75 ton**	**1 x 2.5 tonnes** **Cast-in lifting anchors**
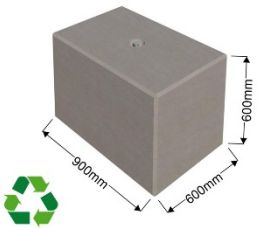	**C3Cblock® 966SL_R** **Flat** Flat top surface with cast-in lifting anchors Module block RECYCLED CONCRETE	**900x600x600 mm.** 0 locating consoles 6 recesses	**0,75 ton**	**1 x 2.5 tonnes** **Cast-in lifting anchors**
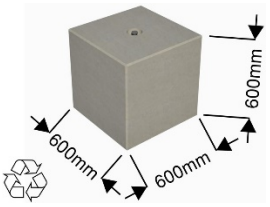	**C3Cblock® 666SL** **Flat** Flat top surface with cast-in lifting anchors Module block	**600x600x600 mm.** 0 locating consoles 4 recesses	**0,49 ton**	**1 x 2.5 tonnes** **Cast-in lifting anchors**
	**C3Cblock® 666SL_R** **Flat** Flat top surface with cast-in lifting anchors Module block RECYCLED CONCRETE	**600x600x600 mm.** 0 locating consoles 4 recesses	**0,49 ton**	**1 x 2.5 tonnes** **Cast-in lifting anchors**

Copyright © C3C Engineering AB 2023. All rights reserved.

	**C3Cblock® 366SL Flat** Flat top surface with cast-in lifting anchors Module block	**600x600x600 mm.** 0 locating consoles 2 recesses	**0,25 ton**	**1 x 2.5 tonnes** **Cast-in lifting anchors**
	**C3Cblock® 366SL_R Flat** Flat top surface with cast-in lifting anchors Module block RECYCLED CONCRETE	**600x600x600 mm.** 0 locating consoles 2 recesses	**0,25 ton**	**1 x 2.5 tonnes** **Cast-in lifting anchors**
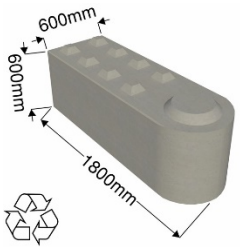	**C3Cblock® 1866K Cone-end block** 90–270 degree wall angle	**1800x600x600 mm.** 9 locating consoles 9 recesses	**1,40 ton**	**Scissor clamp**
	**C3Cblock® 1866K_R Cone-end block** 90–270 degree wall angle RECYCLED CONCRETE	**1800x600x600 mm.** 9 locating consoles 9 recesses	**1,40 ton**	**Scissor clamp**
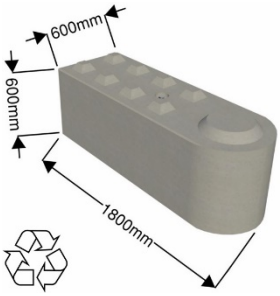	**C3Cblock® 1866KL Cone-end block** 90–270 degree wall angle with cast-in lifting anchors	**1800x600x600 mm.** 9 locating consoles 9 recesses	**1,40 ton**	**1 x 2.5 tonnes** **Cast-in lifting anchors**
	**C3Cblock® 1866KL_R Cone-end block** 90–270 degree wall angle with cast-in lifting anchors RECYCLED CONCRETE	**1800x600x600 mm.** 9 locating consoles 9 recesses	**1,40 ton**	**1 x 2.5 tonnes** **Cast-in lifting anchors**

Copyright © C3C Engineering AB 2023. All rights reserved.

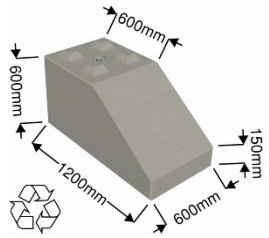	**C3Cblock® 1266ESFL Enkelsidigt Single-sided foundation block** Distributed ground pressure with cast-in lifting anchors Single-sided at counterfort	**1200x600x600 mm.** 4 locating consoles 8 recesses	**0,84 ton**	**1 x 2.5 tonnes** **Cast-in lifting anchors**
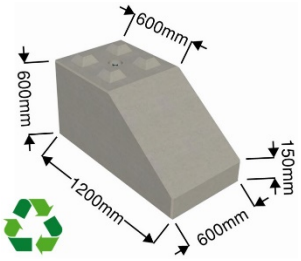	**C3Cblock® 1266ESFL_R Single-sided foundation block** Distributed ground pressure with cast-in lifting anchors Single-sided at counterfort RECYCLED CONCRETE	**1200x600x600 mm.** 4 locating consoles 8 recesses	**0,84 ton**	**1 x 2.5 tonnes** **Cast-in lifting anchors**
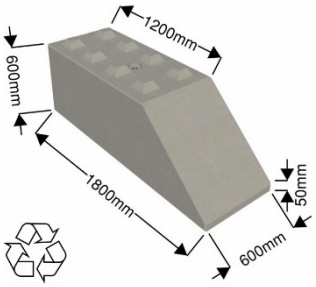	**C3Cblock® 1866-45L 45 degree end** Wall end on slope with cast-in lifting anchors	**1800x600x600 mm.** 8 locating consoles 12 recesses	**1,29 ton**	**1 x 2.5 tonnes** **Cast-in lifting anchors**
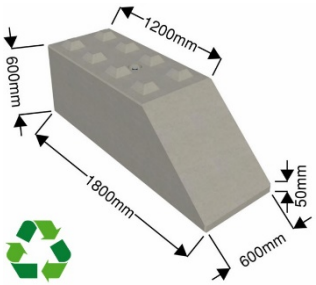	**C3Cblock® 1866-45L_R 45 degree end** Wall end on slope with cast-in lifting anchors Module block RECYCLED CONCRETE	**1800x600x600 mm.** 8 locating consoles 12 recesses	**1,29 ton**	**1 x 2.5 tonnes** **Cast-in lifting anchors**
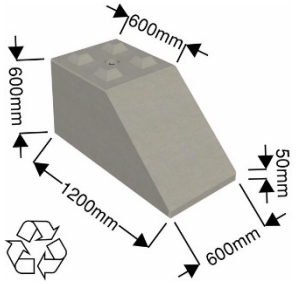	**C3Cblock® 1266-45L 45 degree end** Wall end on slope with cast-in lifting anchors Module block	**1200x600x600 mm.** 4 locating consoles 8 recesses	**0,80 ton**	**1 x 2.5 tonnes** **Cast-in lifting anchors**

Copyright © C3C Engineering AB 2023. All rights reserved.

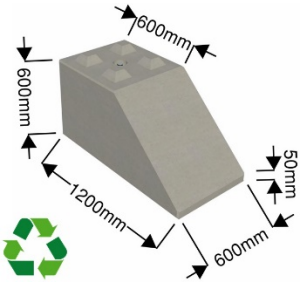

C3Cblock® 1266-45L_R **45 degree end** Wall end on slope with cast-in lifting anchors Module block RECYCLED CONCRETE	**1200x600x600 mm.** 4 locating consoles 8 recesses	**0,80 ton**	**1 x 2.5 tonnes** **Cast-in lifting anchors**

Copyright © C3C Engineering AB 2023. All rights reserved.

C3Cblock® 1866 SPECIALBLOCK	***Product name*** *Type functions*	***Block geometry*** *Length x Width x Height*	***Weight*** *(Tonnes/block)*	***Assembly lifting*** *(project-specific)*
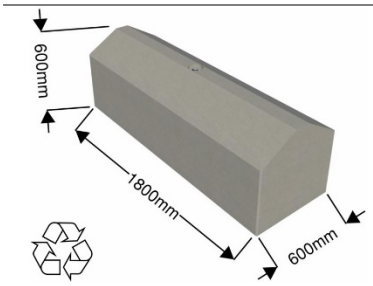	**C3Cblock® 1866TL** Chamfered top edge with cast-in lifting anchors	**1800x600x600 mm.** 0 locating consoles 12 recesses	**1,34 ton**	**1 x 2.5 tonnes** **Cast-in lifting anchors**
	**C3Cblock® 1866TL_R** Chamfered top edge with cast-in lifting anchors RECYCLED CONCRETE	**1800x600x600 mm.** 0 locating consoles 12 recesses	**1,34 ton**	**1 x 2.5 tonnes** **Cast-in lifting anchors**
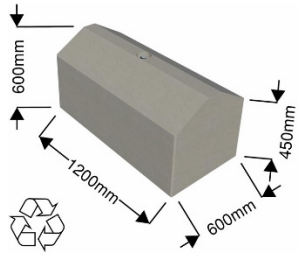	**C3Cblock® 1266TL Toppavfasat** Chamfered top edge with cast-in lifting anchors Module block	**1200x600x600 mm.** 0 locating consoles 8 recesses	**0,89 ton**	**1 x 2.5 tonnes** **Cast-in lifting anchors**
	**C3Cblock® 1266TL_R** Chamfered top edge with cast-in lifting anchors Module block RECYCLED CONCRETE	**1200x600x600 mm.** 0 locating consoles 8 recesses	**0,89 ton**	**1 x 2.5 tonnes** **Cast-in lifting anchors**
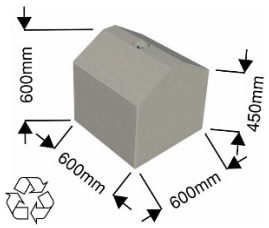	**C3Cblock® 666TL** Chamfered top edge with cast-in lifting anchors Module block	**600x600x600 mm.** 0 locating consoles 4 recesses	**0,45 ton**	**1 x 2.5 tonnes** **Cast-in lifting anchors**
	**C3Cblock® 666TL_R Chamfered top** Chamfered top edge with cast-in lifting anchors Module block RECYCLED CONCRETE	**600x600x600 mm.** 0 locating consoles 4 recesses	**0,45 ton**	**1 x 2.5 tonnes** **Cast-in lifting anchors**

Copyright © C3C Engineering AB 2023. All rights reserved.

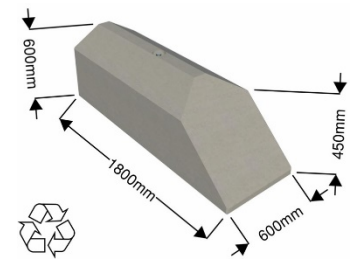	**C3Cblock® 1866T-45L** **Chamfered top + 45 degree end** Chamfered top edge Wall end on slope with cast-in lifting anchors	**1800x600x600 mm.** 0 locating consoles 12 recesses	**1,14 ton**	**1 x 2.5 tonnes** **Cast-in lifting anchors**
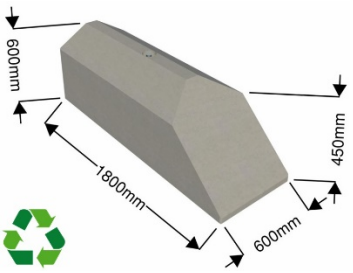	**C3Cblock® 1866T-45L_R** **Chamfered top + 45 degree end** Chamfered top edge Wall end on slope with cast-in lifting anchors RECYCLED CONCRETE	**1800x600x600 mm.** 0 locating consoles 12 recesses	**1,14 ton**	**1 x 2.5 tonnes** **Cast-in lifting anchors**
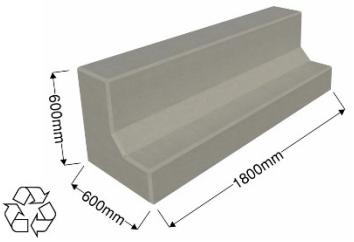	**C3Cblock® L-Block** Special block Can also be manufactured with a sloped top edge	**1800x600x600 mm.** 0 locating consoles 12 recesses *Project-specific manufacture (e.g., dowel holes, cast-in items, integral colouring)*	**Ca 1,0 ton**	**2 x 2.5 tonnes** **Cast-in lifting anchors**

Copyright © C3C Engineering AB 2023. All rights reserved.

11.4 C3C Blocksystem™ 1836

C3Cblock® 1836 SPECIAL BLOCK	***Product name*** *Type functions*	***Block geometry*** *Length x Width x Height*	***Weight*** *(Tonnes/block)*	***Assembly lifting*** *(project-specific)*
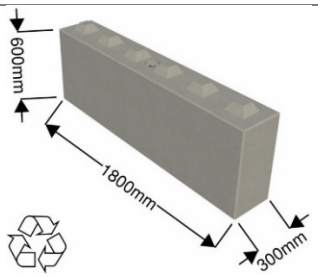	**C3Cblock® 1836L** Standard block with lifting anchors	**1800x300x600 mm.** 6 locating consoles 6 recesses	**0,75 ton**	**1 x 2.5 tonnes** **Cast-in lifting anchors**
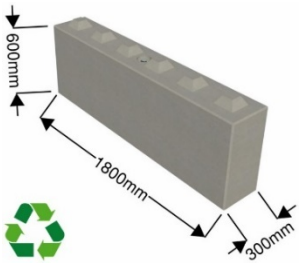	**C3Cblock® 1836L_R** Standard block with lifting anchors RECYCLED CONCRETE	**1800x300x600 mm.** 6 locating consoles 6 recesses	**0,75 ton**	**1 x 2.5 tonnes** **Cast-in lifting anchors**
	**C3Cblock® 1236L** Module block with lifting anchors	**1200x300x600 mm.** 4 locating consoles 4 recesses	**0,50 ton**	**1 x 2.5 tonnes** **Cast-in lifting anchors**
	**C3Cblock® 1236L_R** Module block with lifting anchors RECYCLED CONCRETE	**1200x300x600 mm.** 4 locating consoles 4 recesses	**0,50 ton**	**1 x 2.5 tonnes** **Cast-in lifting anchors**
	**C3Cblock® 936L** Module block with lifting anchors	**900x300x600 mm.** 3 locating consoles 3 recesses	**0,38 ton**	**1 x 2.5 tonnes** **Cast-in lifting anchors**
	**C3Cblock® 936L_R** Module block with lifting anchors RECYCLED CONCRETE	**900x300x600 mm.** 3 locating consoles 3 recesses	**0,38 ton**	**1 x 2.5 tonnes** **Cast-in lifting anchors**

Copyright © C3C Engineering AB 2023. All rights reserved.

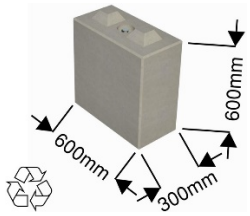	**C3Cblock® 636L** Module block with lifting anchors	**600x300x600 mm.** 2 locating consoles 2 recesses	**0,25 ton**	**1 x 2.5 tonnes** **Cast-in lifting anchors**
	**C3Cblock® 636L_R** Module block with lifting anchors RECYCLED CONCRETE	**600x300x600 mm.** 2 locating consoles 2 recesses	**0,25 ton**	**1 x 2.5 tonnes** **Cast-in lifting anchors**

Copyright © C3C Engineering AB 2023. All rights reserved.

C3Cblock® 1836 HEAVY SPECIAL BLOCK	***Product name*** *Type functions*	***Block geometry*** *Length x Width x Height*	***Weight*** *(Tonnes/block)*	***Assembly lifting*** *(project-specific)*
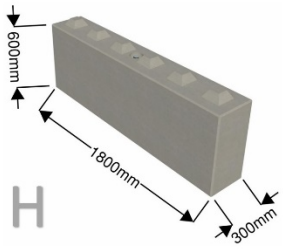	**C3Cblock® 1836HL** **Radiation shielding** Heavy shielding, mobile radiation protection Module block with lifting anchors	**1800x300x600 mm.** 6 locating consoles 6 recesses	**1,30 ton** **4,0 ton per m³**	**1 x 2.5 tonnes** **Cast-in lifting anchors**
	**C3Cblock® 1236HL** **Radiation shielding** Heavy shielding, mobile radiation protection Module block with lifting anchors	**1200x300x600 mm.** 4 locating consoles 4 recesses	**0,86 ton**	**1 x 2.5 tonnes** **Cast-in lifting anchors**
	**C3Cblock® 936HL** **Radiation shielding** Heavy shielding, mobile radiation protection Module block with lifting anchors	**900x300x600 mm.** 3 locating consoles 3 recesses	**0,65 ton**	**1 x 2.5 tonnes** **Cast-in lifting anchors**
	**C3Cblock® 636HL** **Radiation shielding** Heavy shielding, mobile radiation protection Module block with lifting anchors	**600x300x600 mm.** 2 locating consoles 2 recesses	**0,43 ton**	**1 x 2.5 tonnes** **Cast-in lifting anchors**

Copyright © C3C Engineering AB 2023. All rights reserved.

11.5 C3C Park™

C3C Park™ SPECIAL BLOCK	***Product name*** *Type functions*	***Block geometry*** *Length x Width x Height*	***Weight*** *(Tonnes/ block)*	***Assembly lifting*** *(project-specific)*
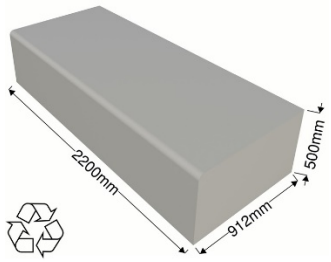	**C3Cgradängblock™ 2295** **Tiered blocks for terracing with seating & standing areas** Single-sided 50 mm radius chamfered top edge	**2200x912x500 mm**	**2,53 ton**	**Scissor clamp**
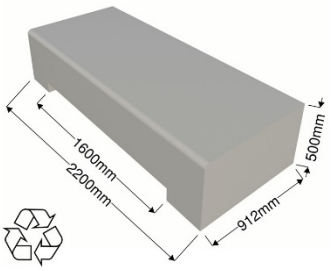	**C3Csittbänk™ 2295-16-1** **Freestanding bench / along wall** Single-sided 50 mm radius chamfered top edge	**2200x912x500 mm.** Ursparing underkant 1600x100mm	**2,17 ton**	**Scissor clamp** **Forklifts** **Lifting Sling**
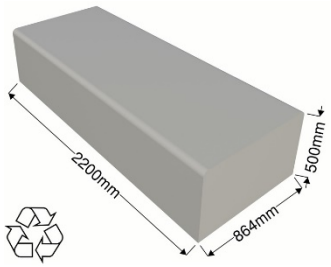	**C3Csittbänk™ 2285** **Freestanding bench** Double-sided 50 mm radius chamfered top edge	**2200x864x500 mm.**	**2,37 ton**	**Scissor clamp**
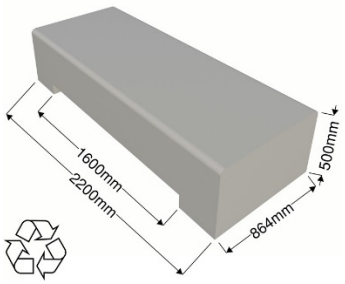	**C3Csittbänk™ 2285-16-1** **Freestanding bench** Double-sided 50 mm radius chamfered top edge	**2200x864x500 mm.** Underside recess 1600x100 mm	**2,00 ton**	**Scissor clamp** **Forklifts** **Lifting Sling**
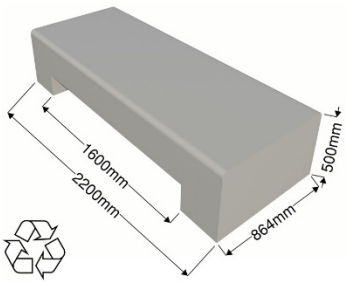	**C3Csittbänk™ 2285-16-2** **Freestanding bench** Double-sided 50 mm radius chamfered top edge	**2200x864x500 mm.** Underside recess 1600x200 mm	**1,67 ton**	**Scissor clamp** **Forklifts** **Lifting Sling**

Copyright © C3C Engineering AB 2023. All rights reserved.

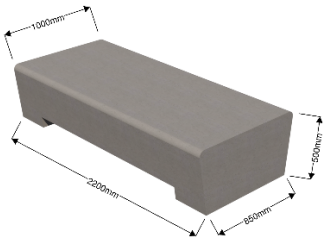	**C3C Solid ™** **22105** **Freestanding bench**	**2200x1000/850x500 mm.**	**2,4 ton**	**Forklifts**
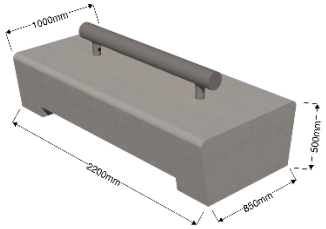	**C3C Solid ™** **22105** **Freestanding bench with backrest**	**2200x1000/850x500 mm.** **Steel backrest** **Tube dimensions 140/132 mm** **Length 1500 mm, Height 250 mm**	**2,4 ton**	**Forklifts**
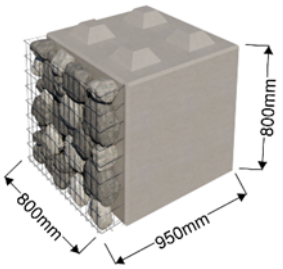	**Gabionblock C3C 888L** Module block with stone fill, with lifting anchors	**800x950x800 mm.** 4 locating consoles 4 recesses	**1,35 ton**	**1 x 2.5 tonnes** **Cast-in lifting anchors**
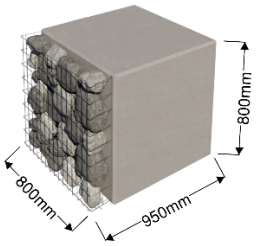	**Gabionblock C3C 888SL** Module block with stone fill, with lifting anchors	**800x950x800 mm.** 0 locating consoles 4 recesses	**1,30 ton**	**1 x 2.5 tonnes** **Cast-in lifting anchors**
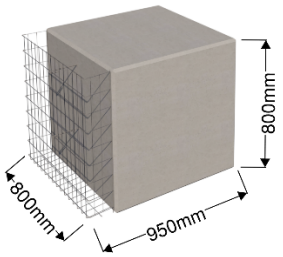	**Gabionblock C3C 888SL** Module block without fill material, with lifting anchors	**800x950x800 mm.** 0 locating consoles 4 recesses	**1,19 ton**	**1 x 2.5 tonnes** **Cast-in lifting anchors**
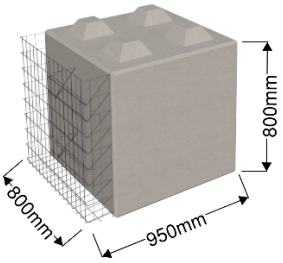	**Gabionblock C3C 888 L** Module block without fill material, with lifting anchors	**800x950x800 mm.** 4 locating consoles 4 recesses	**1,20 ton**	**1 x 2.5 tonnes** **Cast-in lifting anchors**

Copyright © C3C Engineering AB 2023. All rights reserved.

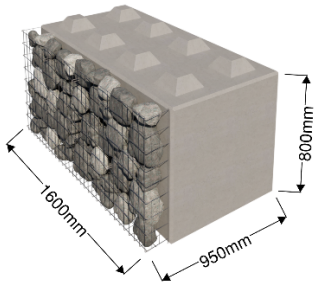	**Gabionblock C3C 1688L** Block with fill material, with lifting anchors	**1600x950x800 mm.** 8 locating studs 8 recesses	**2,70 ton**	**2 x 2.5 tonnes** **Cast-in lifting anchors**
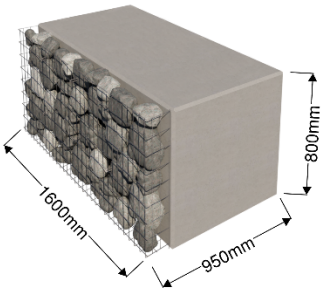	**Gabion block C3C 1688SL** Block with smooth top surface, fill material, with lifting anchors	**1600x950x800 mm.** 0 locating studs 8 recesses	**2,67 ton**	**2 x 2.5 tonnes** **Cast-in lifting anchors**
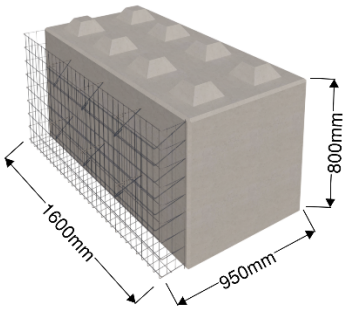	**Gabion block C3C 1688L** Block without fill material, with lifting anchors	**1600x950x800 mm.** 8 locating studs 8 recesses	**2,40 ton**	**2 x 2.5 tonnes** **Cast-in lifting anchors**
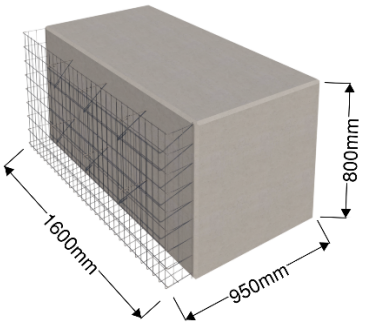	**Gabion block C3C 1688SL** Block with smooth top surface, without fill material, double-sided 50 mm radius chamfered top edge and lifting anchors	**1600x950x800 mm.** 0 locating studs 8 recesses	**2,37 ton**	**2 x 2.5 tonnes** **Cast-in lifting anchors**

Copyright © C3C Engineering AB 2023. All rights reserved.

11.6 C3C Timber handling™

C3C Timber handling™ SPECIAL BLOCK	***Product name*** *Type functions*	***Block geometry*** *Length x Width x Height*	***Weight*** *(Tonnes/ block)*	***Assembly lifting*** *(project-specific)*
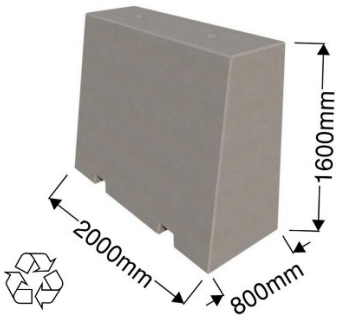	**C3C Timber handling™ 20816** **Support block for roundwood handling** Angled front edge, vertical rear section, and fork pockets	**2000x800x1600 mm**	**5,40 ton**	**4 st. 5,0 tonnes** **Cast-in lifting anchors** **Pallet forks**
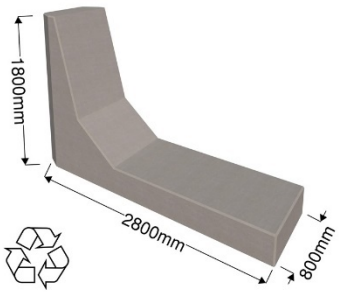	**C3C Timber handling™ 28818** **Support block for handling and storing roundwood**	**2800x800x1800 mm**	**3,20 ton**	**3 st 5,0 t tonnes** **Cast-in lifting anchors**
	**C3C Timber handling™ 20753** **Support block for handling and storing roundwood**	**2000x700x530 mm**	**1,50 ton**	**2 st 2,5 tonnes** **Cast-in lifting anchors**

Copyright © C3C Engineering AB 2023. All rights reserved.

11.7 C3C Markplattor™

C3C Ground slabs™	***Product name*** *Type functions*	***Block geometry*** *Length x Width x Height*	***Weight*** *(Tonnes/block)*	***Assembly lifting*** *(project-specific)*
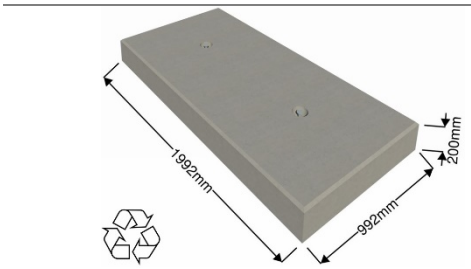	**C3C Ground slabs™ 20.10.2**	**2000x1000x200 mm.**	**1,0 tonnes**	**2st. 5,0 tonnes** **Cast-in lifting anchors**
	**C3C Ground slabs™ 20.20.2**	**2000x2000x200 mm.**	**2,0 tonnes**	**4st. 5,0 tonnes** **Cast-in lifting anchors**
	**C3C Ground slabs™ 30.20.2**	**3000x2000x200 mm.**	**3,0 tonnes**	**4st. 5,0 tonnes** **Cast-in lifting anchors**
	**C3C Ground slabs™ 40.20.2**	**4000x2000x200 mm.**	**4,0 tonnes**	**4st. 5,0 tonnes** **Cast-in lifting anchors**

Copyright © C3C Engineering AB 2023. All rights reserved.

Built on trust

We believe in long-term relationships built on trust, working closely with both our customers and suppliers. Together, we find efficient, sustainable and often innovative solutions. And that's what inspires us the most.

C3C

CONCRETE m³ CONSTRUCTION

C3C Engineering AB +46 (0)470-34 74 60. **c3c.se**